



Investor Presentation

April 2023



Disclaimer

This presentation has been prepared by the New Development Bank (the “Issuer”) and it may not be reproduced, retransmitted or further distributed to the press or any other person or published, in whole or in part, for any purpose. Failure to comply with this restriction may constitute a violation of applicable securities laws. This presentation does not constitute or form part of and should not be construed as, an offer to sell or issue or the solicitation of an offer to buy or acquire securities of the Issuer in any jurisdiction or an inducement to enter into investment activity. No part of this presentation, nor the fact of its distribution, should form the basis of, or be relied on in connection with, any contract or commitment or investment decision whatsoever and is not intended to be legally binding.

The information contained herein consists of slides solely for use at the presentation in connection with the proposed offering (the “Offering”) of securities [described herein] (the “Notes”) by the Issuer. This presentation and its contents are confidential and may not be reproduced, redistributed, published or passed on to any other person, directly or indirectly, in whole or in part, for any purpose and should not be treated as offering material of any sort. If this presentation has been received in error it must be returned immediately to the Issuer.

Any purchase of Notes in the Offering should be made solely on the basis of the information contained in the base offering memorandum dated February 25, 2022 in final form prepared by the Issuer, any other supplemental base offering memorandum to be published including the supplement to be dated on or around February [●], 2023 and the preliminary form of pricing supplement in final form (the “Pricing Supplement” and the Pricing Supplement together with such base offering memorandum as so supplemented, the “Offering Documentation”). The information contained in this presentation has not been independently verified. Neither the Issuer nor the managers appointed in relation to the Offering (the “Managers”) are each under any obligation to update or keep current the information contained herein. Accordingly, no representation or warranty or undertaking, express or implied, is given by or on behalf of the Issuer, the Managers or any of their respective members, directors, officers, agents or employees or any other person as to, and no reliance should be placed on, the accuracy, completeness or fairness of the information or opinions contained herein. None of the Issuer, the Managers or any of their respective members, directors, officers or employees nor any other person accepts any liability whatsoever for any loss howsoever arising from any use of this presentation or its contents or otherwise arising in connection with the presentation.

This presentation is intended only for persons having professional experience in matters relating to investments being relevant persons (as defined below). Solicitations resulting from this presentation will only be responded to if the person concerned is a relevant person.

Neither this presentation nor any copy of it may be taken or transmitted into the United States of America, its territories or possessions, or distributed, directly or indirectly, in the United States of America, its territories or possessions. Any failure to comply with this restriction may constitute a violation of U.S. securities laws. This presentation is not an offer of securities for sale in the United States. The Issuer has not registered and does not intend to register any portion of the Offering in the United States or to conduct a public offering of any securities in the United States. The Notes may not be offered or sold in the United States except pursuant to an exemption from, or transaction not subject to, the registration requirements of the United States Securities Act of 1933, as amended.

EU MiFID II and UK MiFIR eligible counterparties and professional clients only. No EU PRIIPS or UK PRIIPS key information document (“KID”) has been prepared as not available to retail in EEA and the UK PRIIPS Regulation is not applicable to the Issuer.

In member states of the EEA, this presentation is directed only at persons who are “qualified investors” within the meaning of Regulation (EU) 2017/1129 (the “EU Prospectus Regulation”). This presentation must not be acted on or relied on in any member state of the EEA by persons who are not qualified investors. Any investment or investment activity to which this

presentation relates is available only to qualified investors in any member state of the EEA.

In the United Kingdom this presentation is addressed to and directed only at qualified investors who (i) are persons who have professional experience in matters relating to investments falling within Article 19(5) of the Financial Services and Markets Act 2000 (Financial Promotion) Order 2005, as amended (the “Order”), (ii) are persons who are high net worth entities falling within Article 49(2)(a) to (d) of the Order, or (iii) are other persons to whom they may otherwise lawfully be communicated (all such persons together being referred to as “relevant persons”). This presentation must not be acted on or relied on in the United Kingdom by persons who are not relevant persons. Any investment or investment activity to which this presentation relates is available only to relevant persons in the United Kingdom. Any securities referenced in this presentation are not being offered to the public in the United Kingdom. Each recipient also represents and agrees that it has complied and will comply with all applicable provisions of the Financial Services Markets Act 2000, as amended, with respect to anything done by it in relation to any securities referenced in this presentation in, from or otherwise involving the United Kingdom.

This presentation is not intended for retail investors in member states of the European Economic Area (“EEA”). For these purposes, a retail investor means a person who is one (or more) of: (i) a retail client as defined in point (11) of Article 4(1) of Directive 2014/65/EU, as amended (“MiFID II”); or (ii) a customer within the meaning of Directive 2016/97/EU, where that customer would not qualify as a professional client as defined in point (10) of Article 4(1) of MiFID II. Consequently no key information document required by Regulation (EU) No 1286/2014 (as amended, the “EU PRIIPS Regulation”) for offering or selling the Notes or otherwise making them available to retail investors in the EEA has been prepared and therefore offering or selling the Notes or otherwise making them available to any retail investor in the EEA may be unlawful under the EU PRIIPS Regulation.

The Managers are acting for the Issuer in connection with the Offering and no one else and will not be responsible to anyone other than the Issuer for providing the protections afforded to their clients or for providing advice in relation to the Offering or any transaction or arrangement referred to in this presentation.

None of the Sustainable Financing Policy Framework, Second Party Opinion, or any other information found at the Issuer's website forms part of or is incorporated by reference the Offering Documentation (save as specifically referenced in the Offering Documentation”).

Empowering Nations Through Innovation and Sustainability

1. OVERVIEW
2. CREDIT STRENGTHS
3. LENDING ACTIVITIES
4. ENVIRONMENTAL AND SOCIAL COMMITMENT
5. BORROWING ACTIVITIES
6. ANNEXURE



1 OVERVIEW

Who We Are

- ▶ NDB is a multilateral development bank established by BRICS¹ countries to mobilise resources for infrastructure and sustainable development projects
- ▶ The membership is open to members of the United Nations
- ▶ Our mission is to support public and private projects through loans, guarantees, equity participation and other financial instruments



HIGH CAPITALISATION

- High level of initial **authorised capital of US\$ 100bn** with initial **subscribed capital of US\$ 50bn** and **paid-in capital of US\$ 10bn** places NDB amongst the largest MDBs globally
- **Prudent capital management:** maximum Capital Utilization ratio at 90%

CREDIT STRENGTHS

- **AA+/AA/AAA/AAA** long-term international credit rating from S&P/Fitch/JCR²/ACRA³
- **Conservative risk management and financial policies**
- Sound governance structure, led by a **highly experienced management team**
- **One of the highest ratios of paid-in capital to subscribed capital (20%)** and one of the largest commitments amongst all MDBs
- **Weighted average credit rating of projects approved is BB+**

INNOVATION AND SUSTAINABILITY

- **Support the development of financial markets in member states**, provide financing in both local and hard currencies and apply country systems
- **Sustainability is fundamental to the founding principles of NDB** and overlays everything we do

EFFICIENCY

- NDB aims to structure, negotiate, review and **approve loans within a period of 6 months** without compromising project quality and risk management standards
- **Lean operations**, partnership with other development institutions

¹ Brazil, Russia, India, China and South Africa

² Japan Credit Rating Agency

³ Analytical Credit Rating Agency

Towards a Sustainable Future

TRANSPORT INFRASTRUCTURE



North region transportation infrastructure improvement project

Brazil

US\$ 300mn

Double-tracking and remodeling of the Carajas Railway and the expansion of the Ponta da Madeira Port Terminal



IMPROVING CONNECTIVITY



Madhya Pradesh major district roads I

India

US\$ 350mn

Construction works have rebuilt or upgraded about 1,215 km of road length, benefiting 917 villages



CLEANER ENERGY



Putian Pinghai Bay offshore wind power

China

CNY 2bn

Project entails the generation of 873mn kWh of electricity avoiding the emission of 870,000 tonnes of CO₂ per year



SUSTAINABLE POWER GENERATION



Renewable energy integration and transmission augmentation project

South Africa

US\$ 180mn

Project will add 1,000 MVA transmission transformer capacity and 352.5 km transmission lines



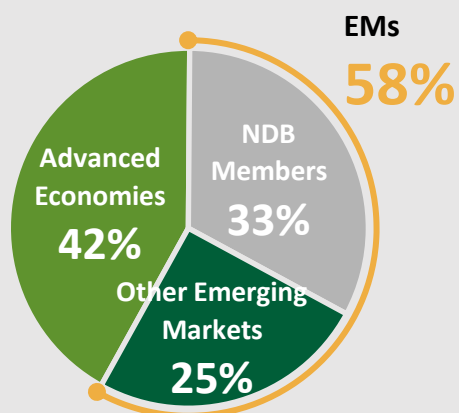
Note: List of all approved investment projects is available at: <https://www.ndb.int/projects/list-of-all-projects/>

Uniquely Positioned Multilateral Lender

NDB members, as key drivers of the world economy, face growing need for investment in infrastructure

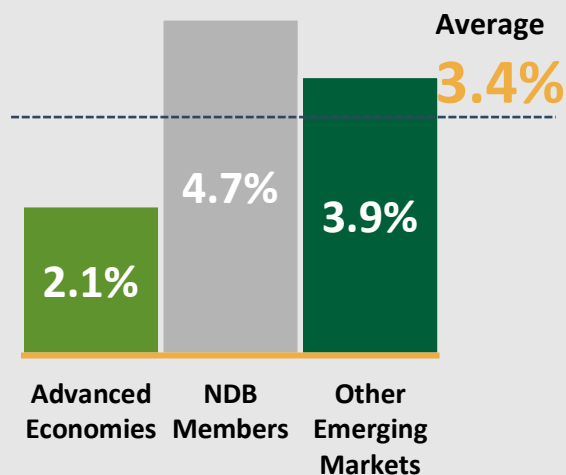
33%

OF TOTAL GLOBAL GDP



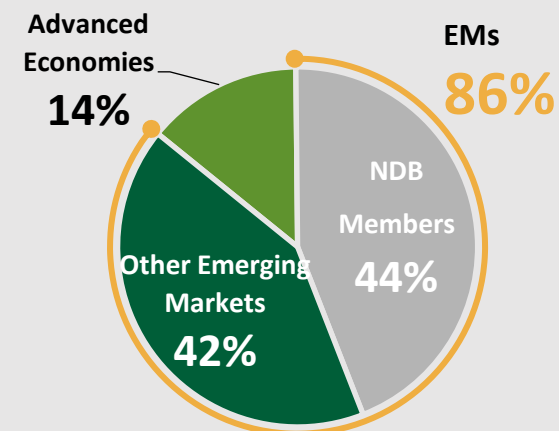
4.7%

AVERAGE GDP GROWTH 2022-2026



44%

OF TOTAL GLOBAL POPULATION



Note: EMs stands for “Emerging market and developing economies” according to the country classification of the IMF. The shares of global GDP and the contribution to global GDP growth are based on GDP in purchasing power parity (PPP) terms. NDB members include BRICS countries, Bangladesh and United Arab Emirates

Source: IMF World Economic Outlook 2021 data. Data may include IMF estimates and/or projections

Strong Shareholder Support

Members	Shareholding
Brazil	18.98%
Russia	18.98%
India	18.98%
China	18.98%
South Africa	18.98%
Bangladesh	1.79%
Egypt	2.27%
United Arab Emirates	1.06%
Uruguay	Prospective member

- ❖ **Equal capital subscription** amongst founding members
- ❖ **Full member support** for maintaining a very strong financial profile
- ❖ **No member holds veto power**
- ❖ **Preferential treatment in member countries** with extensive immunities, privileges and exemptions

Declaration of the Leaders of Brazil, Russia, India, China and South Africa at the 14th BRICS Summit, Beijing, China on June 23, 2022

- “We congratulate the NDB on its relocation to its permanent headquarters building in Shanghai as well as the opening of NDB’s regional office in India.
- We welcome the decisions on admission of four new members to the NDB and look forward to further membership expansion in a gradual and balanced manner in terms of geographic representation and comprising of both developed and developing countries, to enhance the NDB’s international influence as well as the representation and voice of EMDCs in global governance.
- We support the NDB’s goals of attaining the highest possible credit rating and institutional development.
- We appreciate the vital role of the NDB in addressing the impact of the pandemic and assisting in the economic recovery in member countries.”

Note 1: Total shareholding may not add up as figures are rounded to the nearest second decimal place.

Note 2: Prospective members listed herein have been admitted by NDB’s Board of Governors and will officially become a member country once they deposit their instrument of accession

Source: Declaration of the Leaders of Brazil, Russia, India, China and South Africa at the 14th BRICS Summit, Beijing, China on June 23, 2022

Governance Structure – Global Best Practice

Accountability, Independence and Transparency

Board of Governors

- Each member country appoints a Governor – Ministerial level (usually Minister of Finance).
- Term of the Governor is decided by respective member country.
- Shall hold an annual meeting and such other meetings, if needed.

Board of Directors

- Each founding member appoints one Director and one Alternate Director.
- Board of Governors shall establish the methodology on electing additional Directors and alternates.
- Total number of Directors shall be no more than 10.
- Director shall serve a term of 2 years and may be re-elected.
- Responsible for the conduct of General Operations.
- Two Committees: Audit, Risk and Compliance Committee and Budget, Human Resources and Compensation Committee - meet quarterly or as needed.

President

- Elected by the Board of Governors of founding members on a rotational basis.
- President shall be a member of the Board of Directors with no voting power, except in case of equal division.
- Chief of Operating staff.
- Appointed for a term of 5 years and no renewable.
- Chairs two committees: Credit and Investment Committee and Finance Committee - meet monthly or as needed.

Vice Presidents

- At least 1 Vice President from each founding member, except for the country represented by the President.
- Appointed by the Board of Governors on recommendation by the President.
- Appointed for a term of 5 years and non-renewable, except for the first term of the first Vice-Presidents, whose mandate shall be for 6 years.
- Each Vice President performs a function in the administration of NDB.

Senior Management

Organizational Structure

Organizational Unit / Position

4 Vice-Presidencies / Vice Presidents
21 Departments / Director Generals
28 Divisions / Chiefs

The voting power of each member shall be equal to the number of its subscribed shares in the capital stock of the Bank.

The Bank follows Standards, Policies and Framework's at par with peer MDB's.

The committees that comprise of Board members are the Audit, Risk and Compliance Committee and the Budget, Human Resources and Compensation Committee.

The committees comprised of the Management are the Credit and Investment Committee, the Finance Committee. There are also the Operations Sub-Committee and the Treasury Sub-Committee, which comprise of the Vice-Presidents and the heads of concerned departments and divisions.

Highly Experienced Management Team



President & Board Member

H.E. Mrs. Dilma Vana Rousseff

- The Economist Dilma Rousseff was elected the President of the Federative Republic of Brazil for two consecutive terms.
- Previously, in the first two governments of President Luiz Inácio Lula da Silva, she was the Minister of Mines and Energy and Minister Chief of Staff, a position she held until 2010. During this period, she chaired the Board of Directors of Petrobras, Brazil's largest and most important company.
- As the President of Brazil, Dilma Rousseff focused her agenda on ensuring the country's economic stability and job creation. In addition, during her government, the fight against poverty was prioritized, and social programs that started under President Lula da Silva's terms were expanded and internationally recognized. As a result of one of the most extensive processes of poverty reduction in the country's history, Brazil was removed from the UN's Hunger Map.
- Internationally, she promoted respect for the sovereignty of all nations and the defense of multilateralism, sustainable development, human rights, and peace. Under her government, Brazil was present in all international fora for climate and environmental protection, culminating in decisive participation in the achievement of the Paris Agreement.



VP
Chief Financial Officer
Mr. Leslie
Maasdorp

- 25+ years of public and private sector experience
- Prior roles as Managing Director and President of Bank of America Merrill Lynch for Southern Africa, Vice Chairman of Barclays Capital and ABSA Capital
- Served as Special Advisor to the Minister of Labor of South Africa and as Deputy Director General in the Ministry of Public Enterprises
- Served as International Advisor to Goldman Sachs International



VP
Chief Operations Officer
Mr. Vladimir
Kazbekov

- Extensive experience in the public sector and in the area of development finance
- Served in several senior roles in the Russian Ministry of Foreign Affairs and Presidential Executive Office
- Worked in executive position for the Russian National Development Bank (VEB) for 20 years and greatly contributed to the development of BRICS interbank cooperation mechanism



VP
Chief Risk Officer
Mr. Anil Kishora

- 38+ years of public sector experience at India's largest bank, State Bank of India (SBI)
- Served as Deputy Managing Director & CRO of SBI, was Deputy Managing Director & Chief General Manager of SBI Local Head Office in Chandigarh, India and CEO of SBI in Singapore
- Was a Council Member of Association of Banks in Singapore, a board member of IACPM, New York, Macquarie SBI Infrastructure Management Pte. Ltd. and Macquarie SBI Infrastructure Trustee Ltd.



VP
Chief Administrative Officer
Mr. Qiangwu
Zhou

- Extensive experience in the public sector
- Served as Director General level official in the Ministry of Finance of China, while holding the positions of International Development Association (IDA) Deputy, and GEF Council member for China
- Worked in the UN's Administrative and Budgetary Committee, representing the Government of China and served as Advisor and then Senior Advisor to the Executive Director for China in the World Bank Group

Key Milestones



¹ As of March 31, 2022. List of all approved investment projects is available at: <https://www.ndb.int/projects/list-of-all-projects/>

² Prospective members listed herein have been admitted by NDB's Board of Governors and will officially become a member country once they deposit their instrument of accession



2 Credit Strengths

Highly Capitalised Institution

Policies and key risk limits are in line with AAA rated MDBs

- Conservative capitalisation ratio: minimum Equity-to-Asset Ratio at 25%
- Highly-liquid balance sheet: minimum Primary Liquidity Ratio at 100%
- Prudent capital management: maximum Capital Utilization Ratio at 90%

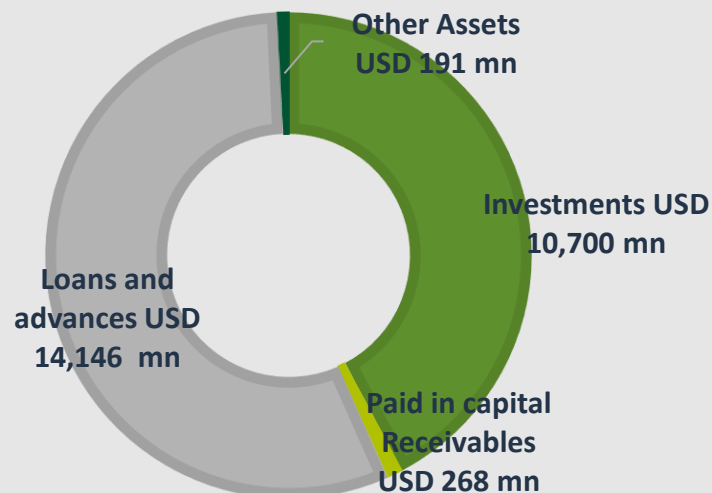
As of June 30, 2022

✓ 42%

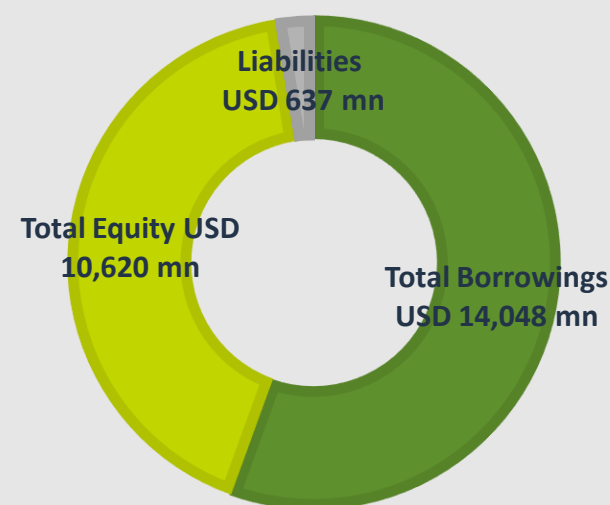
✓ 114%

✓ 14.94%

ASSETS



LIABILITIES AND EQUITY



Source: NDB IFRS Financial Statements as of June 30, 2022

¹ Numbers are presented in US\$ mn. Balance sheet total is US\$ 25,305mn

² Investments, including cash and cash equivalents (US\$ 1,432mn), due from banks other than cash and cash equivalents (US\$ 3,394mn), financial assets at FVTPL (US\$ 47mn), debt instruments at FVTOCI (US\$ 3,030mn) and

debt instruments measured at amortised cost (US\$ 2,797mn)

³ Total equity, including paid-in capital (US\$ 10,299mn), retained earnings (US\$ 348mn) minus reserves (US\$ 27mn)

⁴ Total borrowings, including financial liabilities designated at FVTPL (US\$ 10,939mn), note payables (US\$ 2,609mn) and bond payable (US\$ 500mn)

Liquidity Management Policy

- ❖ Required to maintain Primary Liquidity Ratio (PLR) in the range from 110% to 150%.
- ❖ PLR measures the liquid assets available to cover minimum 12-month outflows without accessing capital markets.

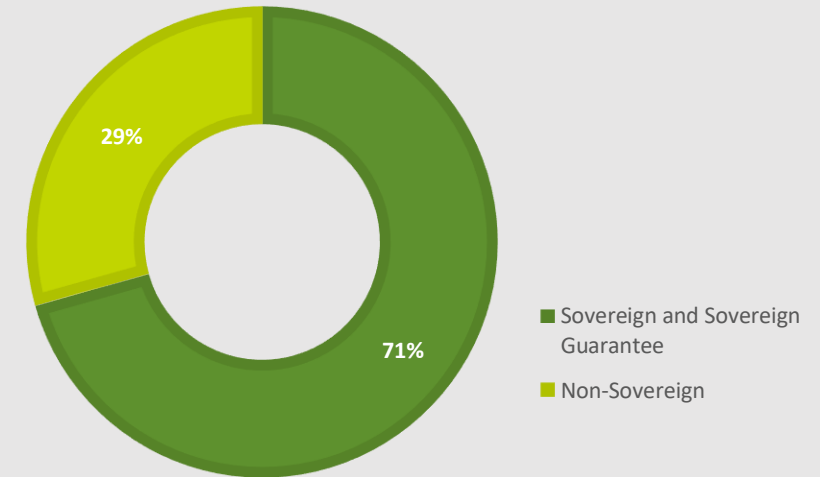
Liquidity Portfolio

- ❖ Adopt conservative approach in managing liquidity portfolio with high credit rating and low duration of the portfolio
- ❖ **Minimum 90% of treasury portfolio required to be invested at** no less than **A-** fixed-income instruments by S/F/M
- ❖ **Maximum 10%** of treasury portfolio can be invested at below A- but subject to having investment grade rating by S/F/M.
- ❖ **Eligible investment assets** including interbank money market instruments, sovereign bonds, treasury bills, debt instruments of banks, highly rated corporate bonds and highly rated assets-backed securities

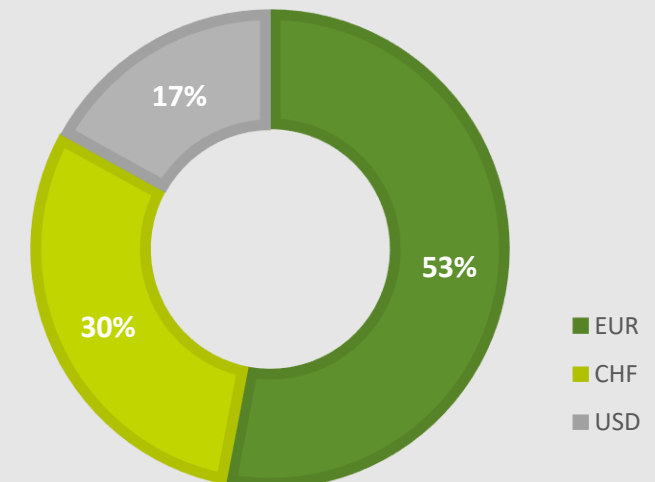
Exposures Related to Russia

- NDB has put new transactions in Russia **on hold**. NDB will continue to conduct business in full conformity with the **highest compliance standards** as an international institution and in line with the standards followed by peer institutions.
 - The Bank's operations are guided by its Articles of Agreement as well as the governance framework put in place by its Board of Directors. NDB has implemented prudent risk management policies and procedures, which are aligned to the practices of other global multilateral development banks.
- The Bank has a total outstanding exposure of USD 1.7 billion to Russian-domiciled entities as of March 31, 2022. **Exposure to Russian-domiciled entities represents less than 6.7% of NDB's total assets.**
 - Of this, USD 1.2 billion is either to the sovereign or backed by a sovereign guarantee, the balance USD 0.5 billion is to a non-sovereign client. These exposures are 53% denominated in EUR, 30% in CHF and 17% in USD. For financial year ended December 31, 2021, the Bank earned around 4% of the total interest income from its Russian loan portfolio.
- In addition to the above, NDB has an outstanding exposure of USD 0.2 billion to international organisations which have exposures to Russia. The exposure continues to be monitored and expected credit losses are being assessed and provided accordingly.
- NDB is actively monitoring the situation and continually assessing the impact of the changing regulatory and credit environment on the Bank's operations. NDB has implemented prudent risk management policies and procedures, which are aligned to the practices of other global multilateral development banks.

RUSSIAN DOMICILED LOAN EXPOSURE BY TYPE



RUSSIAN-DOMICILED LOAN EXPOSURE BY CURRENCY



Credit Ratings

Rating	Long Term	Short Term	Outlook	Commentary	Rating Drivers
Standard & Poor's	AA+	A-1+	Stable	<ul style="list-style-type: none"> Although Russia is a major shareholder, we expect the ongoing Russia-Ukraine conflict to have a limited impact on the bank. The stable outlook reflects our expectation that NDB will establish itself as an important player in the funding of infrastructure projects in BRICS countries, supported by its extremely strong financial profile. NDB remains vulnerable to adverse geopolitical developments from the ongoing and escalating Russia-Ukraine conflict. However, we envisage that the negative impact on the bank's risk-adjusted capital (RAC) ratio will not be material and NDB's asset quality will remain pristine. Since inception, NDB has been compliant with all sanctions on Russia. We expect it to continue to do so in the wake of new sanctions, without overly disrupting the bank's operations and funding needs. 	<ul style="list-style-type: none"> ✓ Robust capitalization ✓ Ample liquidity ✓ Extraordinary shareholders' support ✓ Systemic importance to founding members
Fitch	AA	F-1+	Negative	<ul style="list-style-type: none"> Fitch's downgrade on NDB to AA from AA+ in July reflects Fitch's view that deterioration in access to US capital market, could significantly affect NDB's current business model. NDB at present, has very strong liquidity metrics (liquid assets/short term debt was 320% at end-2021 vs. the 150% excellent threshold under Fitch criteria) and Fitch expects NDB to maintain ample liquidity to honor its debt obligations over the medium term. NDB has taken a series actions to alleviate Russian nexus. NDB's capitalization and solvency risks remain resilient, a trend we expect to continue throughout the forecast period to 2027. <p>Mitigants</p> <ul style="list-style-type: none"> a) NDB continues to access capital market including China Inter-bank Bond Market, Private Placements/Reg S Markets and ECP. b) As of 30 June 2022, Treasury and Portfolio Management Department managing USD 10.6 bn of High Quality Liquid Assets c) Disbursements – No fresh disbursements to Russia 	<ul style="list-style-type: none"> ✓ Sound and prudent Risk Management ✓ Strong preferred creditor status ✓ Experienced Management ✓ Policies and Frameworks aligned with major MDBs

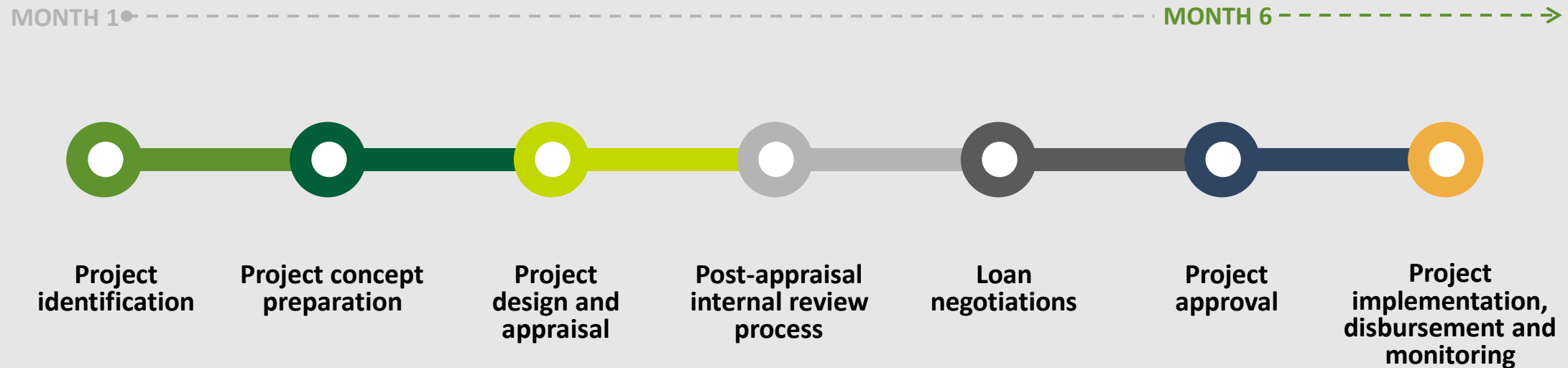
Credit ratings do not constitute investment or financial advice. There is no assurance that any rating will remain in effect for any given period of time or that any rating will not be revised or withdrawn entirely by a rating agency in the future if, in its judgment, circumstances so warrant.



3 LENDING ACTIVITIES

Rigorous Project Appraisal

NDB aims to structure, negotiate, review and approve loans within a period of 6 months without compromising project quality and risk management standards

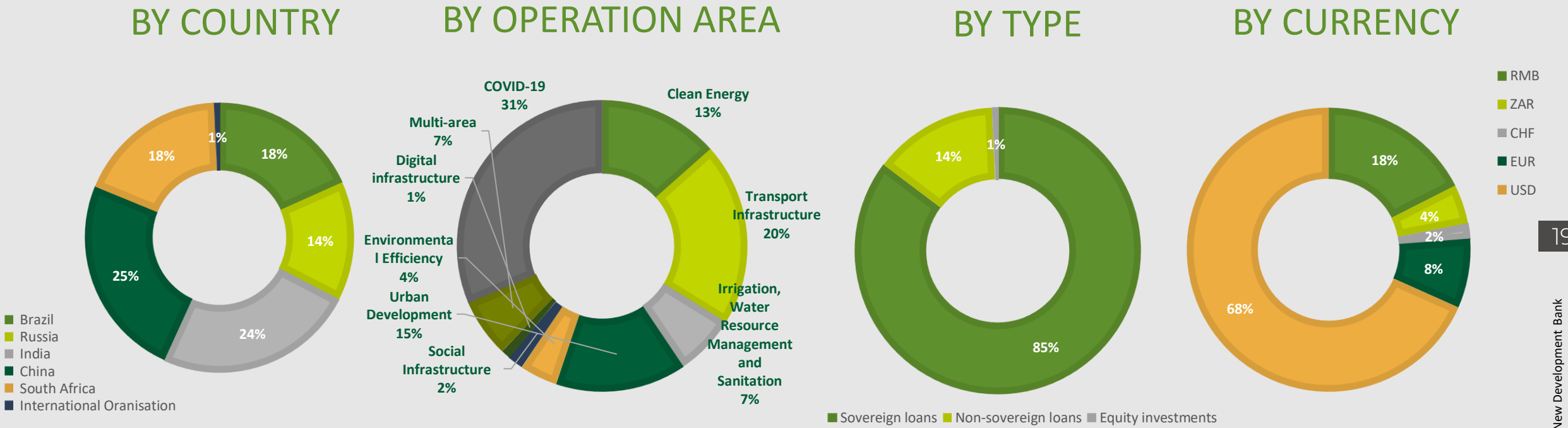


- Environmental, social and developmental analysis
- Thorough screening and approval requirements
- Credit risk analysis and appraisal
- Screening/review from legal perspective
- Compliance, environmental, anti-money laundering and counter terrorism management checks

Support for Infrastructure and Sustainable Development



- Development of sustainable infrastructure, being one of the key priorities for emerging economies in the coming decades, is the core focus of NDB’s operations
- NDB Board of Directors approved over 90 projects in all member countries for a total amount exceeding US\$ 30bn
- Enjoy Preferred Creditor Status from Member Countries



¹ Loans are classified by total loan notional, in approximate US\$ terms. Figures may not tally due to rounding differences
² As of June 30, 2022. Weighted average credit rating of projects approved is BB+. List of all approved investment projects is available at: <https://www.ndb.int/projects/list-of-all-projects/>

Providing Emergency Funding During the COVID-19 Outbreak

NDB disbursed more than US\$ 8bn in crisis-related assistance, including for health and social safety expenditures, as well as supporting member states' economic recovery

- NDB has committed to providing up to **US\$ 10 billion** for the crisis-related Emergency Assistance Facility



- **US\$ 5 billion** for member countries' most urgent needs, including health-related current expenditures and social safety nets



- **US\$ 5 billion** to support economic recovery

¹ As of December 31, 2021. NDB Board of Directors approved 9 projects in all member countries for a total amount of more than US\$ 9bn under Emergency Assistance Facility

² NDB COVID-19 Emergency Program is available at: <https://www.ndb.int/covid-19-response-programme/>



4 BORROWING ACTIVITIES

Funding Strategy



Diversified sources of funding across USD Reg S, Local currency, ECP, Bilateral, Repo etc.



Established EMTN Programme of USD 50 bn

- Programme listed at London Stock Exchange - Main Market;
- Exempt issuer status from UK Financial Conduct Authority



Domestic/ Local Currency borrowing programme

- Established and actively developed domestic investor base in large domestic market such as China Inter-bank Bond Market



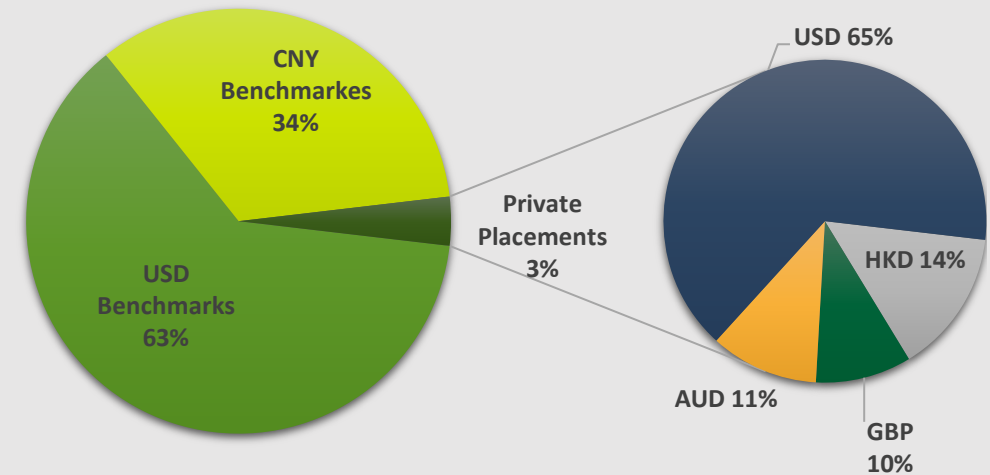
Regular issuer in the USD Reg S Market



Focus on green, social and sustainability debt instruments

- Sustainable Financing Policy Framework governing the issuances of green/social/sustainable debt instruments

OUTSTANDING BORROWINGS



Established Borrowing Programmes

Size

International Capital Markets

EMTN Programme (Reg S)

US\$ 50bn

ECP Programme

US\$ 8bn

NDB in International and Domestic Markets

Established Borrowing Programmes	Established	Size	Validity of the Programme	Tenor of Bonds/Papers	Listing	Governing Law	Lead-Managers/Arrangers	Outstanding Amount ¹
International								
EMTN Programme (Reg S)	December 2019	US\$ 50bn	Unlimited	No restriction	London Stock Exchange (LSE)	English law	HSBC	USD 8.2 billion
ECP Programme	April 2019	US\$ 8bn	Unlimited	364 days		English law	Citigroup	USD 3 billion
Domestic								
RUB bond Programme	November 2019	RUB 100bn (~US\$ 1.3bn)	Unlimited	Up to 20 years	Moscow Exchange (MOEX)	Laws of Russia	Gazprombank, Rosbank (SocGen Group)	No issuance under the programme
CNY bond Programme	In the process of registering	CNY 40bn (~US\$ 5.8bn)	2-years	No restriction	China Interbank Bond Market (CIBM)	Laws of China	BOC, ABC, ICBC, CCB, CDB, CACIB, DB, DBS, HSBC and etc	RMB 28 billion (equivalent to USD 4 billion)
ZAR bond Programme ²	April 2019	ZAR 10bn (~US\$ 0.6bn)	Unlimited	No restriction	Johannesburg Stock Exchange (JSE)	Laws of South Africa	Standard Bank of South Africa, Absa Bank (co-arranger)	No issuance under the programme

¹ Outstanding as of January 31, 2023

² JSE debt sponsor is Standard Bank of South Africa

NDB Outstanding Benchmark Bonds



ISIN	Size	Coupon	Placement	Maturity	Issue Spread
International					
XS2192077514	US\$ 1.5bn	0.625%	June 16 th , 2020	June 23 rd , 2023	Mid Swaps +38bps UST +43bps
XS2366704497	US\$ 2.25bn	0.625%	July 15 th , 2021	July 22 nd , 2024	Mid Swaps +14bps UST +24bps
XS2417101149	US\$ 0.5bn	SOFR + 0.28%	December 1 st , 2021	December 9 th , 2024	
XS2237442574	US\$ 2.0bn	0.625%	September 22 nd , 2020	September 29 th , 2025	Mid Swaps +37bps UST +43bps
XS2336053959	US\$ 1.5bn	1.125%	April 20 th , 2021	April 27 th , 2026	Mid Swaps +25bps UST +34bps
Domestic					
092000006.IB	CNY 5.0bn	2.43%	April 3 rd , 2020	April 3 rd , 2023	CDB +0bps CGB +42bps
091900002.IB	CNY 1.0bn	3.32%	February 26 th , 2019	February 26 th , 2024	CDB -2bps CGB +40bps
092100005.IB	CNY 5.0bn	3.22%	March 25 th , 2021	March 25 th , 2024	CDB +0bps CGB +31bps
092280002.IB	CNY 3.0bn	2.45%	Jan 27 th , 2022	Jan 27 th , 2025	CDB -1bps CGB +19bps
092280009.IB	CNY 7.0bn	2.70%	May 20 th , 2022	May 20 th , 2025	CDB +15bps CGB +36bps
092280111.IB	CNY 3.0bn	2.53%	October 26 th , 2022	October 26 th , 2025	CDB +20bps CGB +27bps
092000009.IB	CNY 2.0bn	3.00%	July 7 th , 2020	July 7 th , 2025	CDB +1bps CGB +39bps
092100011.IB	CNY 2.0bn	3.02%	September 17 th , 2021	September 17 th , 2026	CDB +1 bps CGB +28bps

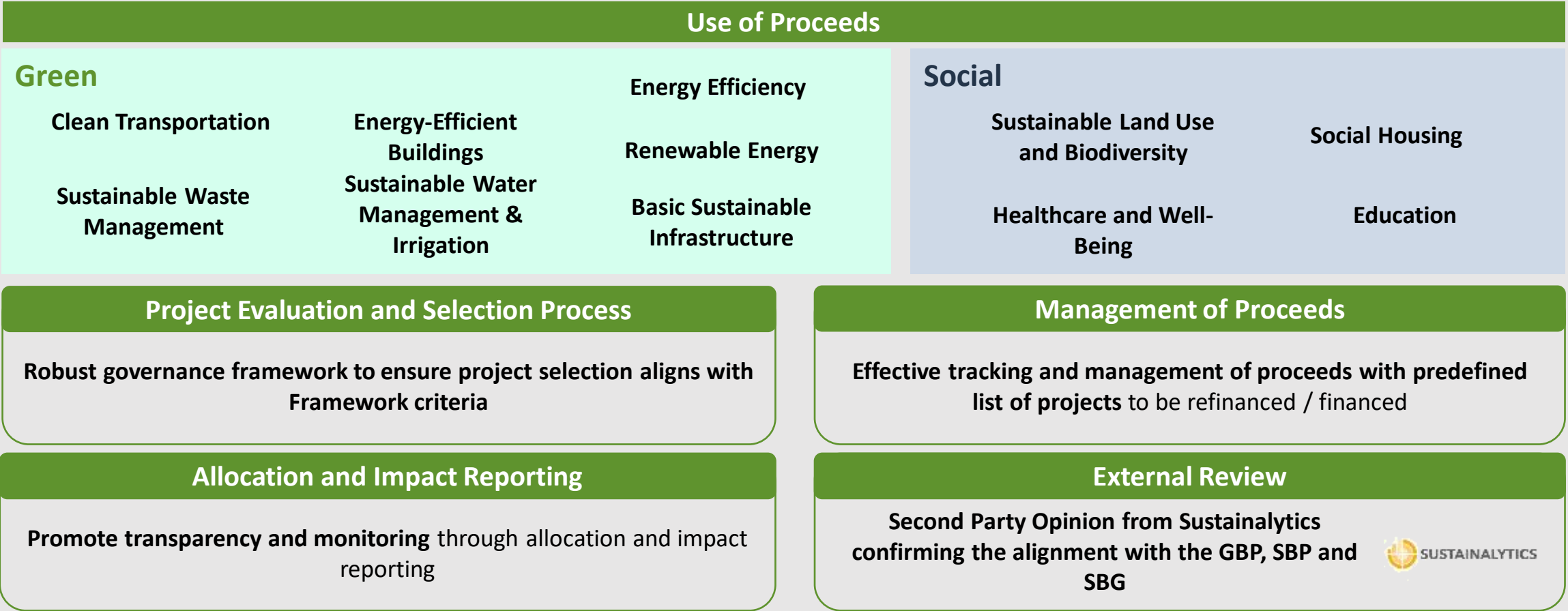
Note: As of January 31, 2023



5 Sustainable Finance Policy Framework

Sustainable Finance Policy Framework – Overview

The Framework covers the Bank’s principles in governing the use and management of the proceeds of green, social and sustainability bonds (“Bond(s)”) and other debt instruments issued in international and domestic capital markets of its member countries in accordance with applicable laws and regulations to finance and/or refinance projects that **promote sustainable objectives in line with the Agreement and policies of NDB** (“Eligible Projects”).



Second Party Opinion From Sustainalytics

Sustainalytics is of the opinion that the overview of the New Development Bank Sustainable Financing Policy Framework is credible, impactful and aligns with the 4 core components of the Green Bond Principles (GBP) and Social Bond Principles (SBP).



1

Use of Proceeds

Sustainalytics confirms that:

- Eligible categories defined in the framework are **aligned with those recognized by the Green Bond Principles and Social Bond Principles**;
- Eligible categories will lead to positive environmental or social impacts and advance the UN Sustainable Development Goals, specifically SDG 1, 3, 4, 6, 7, 9, 11, 12,15

2

Project Evaluation and Selection Process

Sustainalytics confirms that:

- Eligible projects undergo a comprehensive environmental and social due diligence to ensure the compliance with environment and social regulations and the Bank's Environment and Social Framework, which is comprised of the Environment and Social Policy and Environmental and Social Standards;
- Project selection process **in line with market practice**

3

Management of Proceeds

Sustainalytics confirms that:

- NDB will establish a register for the issuance of the bonds (the "Register");
- In the event of pending allocation, unallocated proceeds could be temporarily invested in green, social and sustainability bonds, or in money market instruments, or kept in cash in accordance with NDB's Liquidity Risk Management Policy;
- This process is **in line with market standards**

4










Reporting and External Review

Sustainalytics confirms that:

- NDB intends to report allocation proceeds on its website on an annual basis until full allocation;
- In addition, New Development Bank is committed to reporting on relevant environmental and/or social impact metrics;
- NDB's allocation and impact reporting as **aligned with market practice**

Sustainable Finance Policy Framework – Use Of Proceeds

Comprehensive List Of Green Eligible Categories

Eligible Categories	UN SDGs	Eligibility Criteria
Clean Transportation	 	<ul style="list-style-type: none"> Low energy or emission transportation assets, systems, infrastructure, components and services (examples include Rail (passenger or freight), Tram, Metro, Bus Rapid Transit systems, Electric Vehicles), and exclude rolling stocks carrying fossil fuel products).
Energy-Efficient Buildings		<ul style="list-style-type: none"> New construction building developments or renovation of existing buildings (including public service, commercial, residential and recreational) which meet recognized environmental standards. Buildings which have reduced life cycle consumption of energy levels of at least 20% less than statute/ city baseline consumption levels.
Energy Efficiency		<ul style="list-style-type: none"> Development of products or technology and their implementation that reduces energy consumption, for underlying asset, technology, product or system(s) across manufacturing, industrial, buildings and other sectors. Examples include improved lighting technology. Energy efficient investments related to fossil fuel assets are excluded. Improved efficiency in the delivery of bulk energy services (examples include district heating/ cooling systems, smart grids, and the storage, transmission and distribution of renewable energy that results in reduced energy losses). Manufacture of components to enable energy efficiency described above (examples include LED lights, fuel cells, smart grid meters).
Renewable Energy		<ul style="list-style-type: none"> Generation of energy from renewable sources (examples include wind, solar, tidal, small hydro power, and waste to energy facilities); Manufacturing of components of renewable energy technology (examples include wind turbines, solar panels).
Sustainable Land Use and Biodiversity	 	<ul style="list-style-type: none"> Schemes for allocation and protection of environment, local community, biodiversity or equivalent. Forestry with Forest Stewardship Council ("FSC") or Programme for the Endorsement of Forest Certification ("PEFC") certification and agriculture with Roundtable on Sustainable Palm Oil ("RSPO"), Roundtable on Responsible Soy ("RTRS") certification or equivalent.
Sustainable Waste Management		<ul style="list-style-type: none"> Waste minimization, collection, management, recycling, re-use, processing, disposal (such as methane capture) products, technologies and solutions.
Sustainable Water Management & Irrigation		<ul style="list-style-type: none"> Water collection, treatment, recycling, re-use, technologies and related infrastructure (examples include water pipes and collection facilities to collect water/rainwater, treatment plant facilities). Irrigation infrastructure that contributes to environmental wellbeing as well as sustainable agriculture production.

Sustainable Finance Policy Framework – Use Of Proceeds

Comprehensive List Of Social Eligible Categories

Eligible Categories	UN SDGs	Eligibility Criteria
Basic Sustainable Infrastructure		<ul style="list-style-type: none">Projects that incorporate economic, environmental and social criteria in its design, building and operation and are aimed at promoting access to affordable basic infrastructure (e.g. clean energy, transport infrastructure, irrigation, water resource management, and sanitation), in particular to population suffering from lack of access to basic infrastructure.
Education		<ul style="list-style-type: none">Projects aimed at increasing access to quality and/or affordability of education;Projects that provide or support the provision of quality education or trainings to society groups where education opportunities are not generally available.
Healthcare and Well-being		<ul style="list-style-type: none">Projects that contribute to the goal of improving labor and working conditions for safety and health care purposes; achieving the highest attainable standard of primary healthcare, well-being, safety, and security services, in particular to sectors of society suffering from lack of such services.Projects in the areas impacted by epidemics, pandemics, natural disasters, or other urgent situations.
Social Housing		<ul style="list-style-type: none">Projects that deliver affordable, safe, clean housing.

Sustainable Finance Policy Framework – Governance



Robust Governance Framework

Project Evaluation and Selection

- Sustainable Finance Policy Framework and **NDB’s Environment and Social Framework (“ESF”)** ensure **robust governance** implemented to select eligible projects
- Selection process includes project concept review stage by Treasury and Portfolio Management Division in consultation with Operations Policy and Project Support Division to **assess nature of the project and availability of information, to monitor and evaluate the development impact of project**
- **Specific to the target issuance, the projects have been pre-selected and financing / refinancing will be limited to the identified list of projects**

Management of Proceeds

- Net proceeds of the Bonds will be used to **either reimburse the Bank for previously disbursed eligible loans or to fund new eligible loans** in accordance with the standards and processes set out in this Framework
- To promote transparency, NDB has **ring-fenced the projects to be financed and refinanced using the proceeds from the target issuance**. The list of eligible projects will be made available in the appendix of the bond document

Reporting

- An **annual allocation report will be made publicly available within [120] days of issuance**, and until full allocation.
- The allocation report will include details on the amount allocated to Eligible Projects, per Eligible Project Category and per region, a Breakdown of expenditure by the type of expenditure and between refinancing and new financing as well as the amount remaining unallocated



6 Environmental And Social Commitment

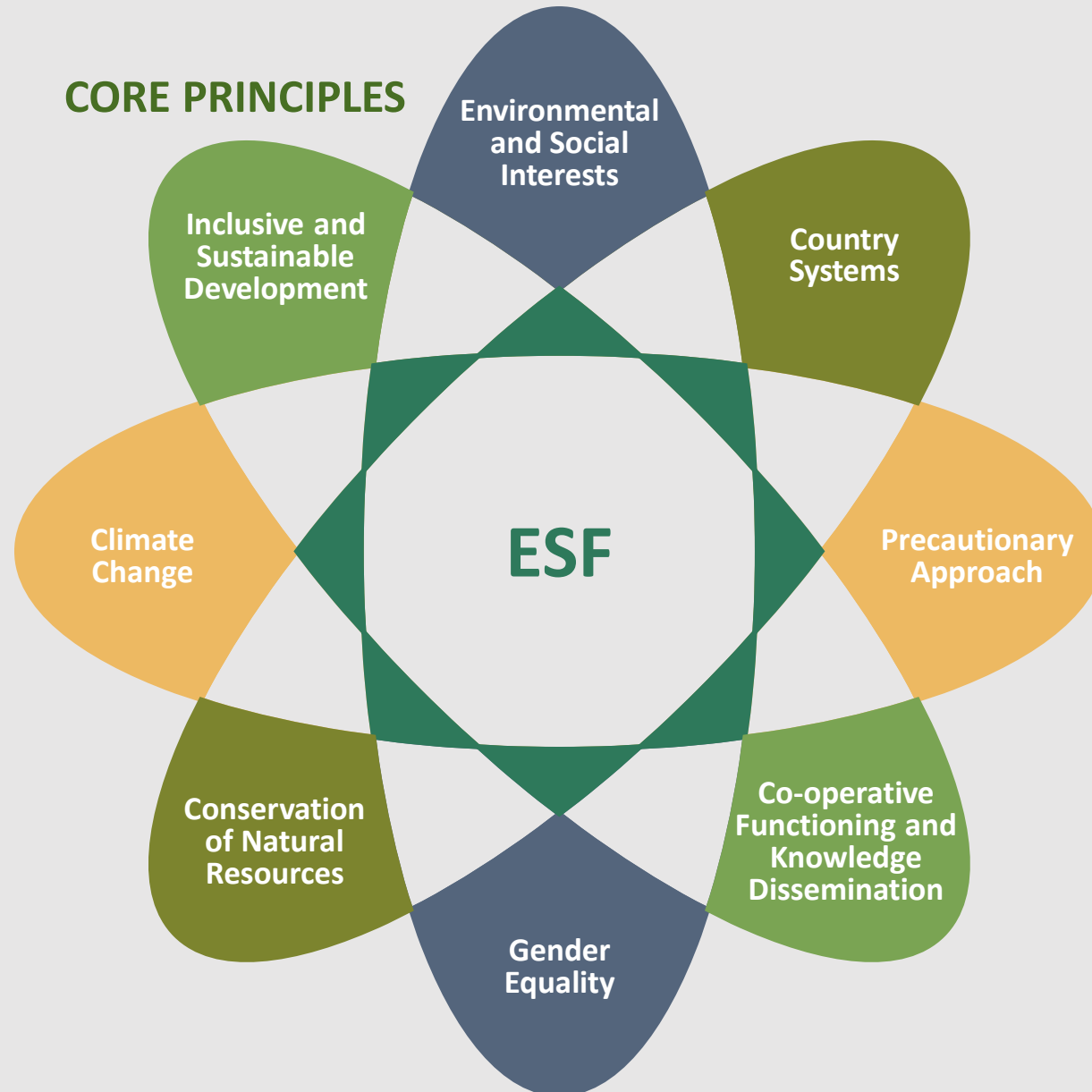
Environmental And Social Framework Underpins NDB's Operations

Environmental And Social Policy Requirements

- Screening and Categorization
- Environmental and Social Assessment and Management Plans
- Public Consultation
- Transparency and Information Disclosure
- Monitoring and Reporting
- Grievance Redressal Mechanisms

Environmental And Social Standards

- Environmental and Social Assessment
- Involuntary Resettlement
- Indigenous Peoples



Key Elements Of NDB's Environmental And Social Framework

Sustainability is fundamental to the founding principles of NDB and overlays everything we do



Environmental And Social Framework



Environmental And Social Policy



Environmental And Social Exclusion List



Environmental And Social Standards

- Ensures environmental and social soundness and sustainability of operations and support the integration of environmental and social considerations into the operation decision-making process
- Manages environmental and social risks and impacts of projects
- Manages operational and reputational risks of NDB and its stakeholders
- Mainstreams environmental and social considerations into decision-making processes of all parties
- Encourages the international good environmental and social practices in its operations and in doing so strengthen the country systems



Environmental and Social Guideline

- Guides NDB operations and sets the requirements to the borrowers to implement projects in environmentally and socially sustainable manner









Sustainable Financing Policy Framework

- Describes NDB's principles in governing the use and management of the proceeds of green, social and sustainability bonds and other debt instruments

Scaling Up Development Finance For A Sustainable Future

- NDB financing aims to deliver transformative impact to help member countries achieve development aspirations aligned with the 2030 Agenda for Sustainable Development and the Paris Agreement on Climate Change
- Over 2022-2026, NDB main target is to direct 40% of total financing to projects contributing to climate change mitigation and adaptation

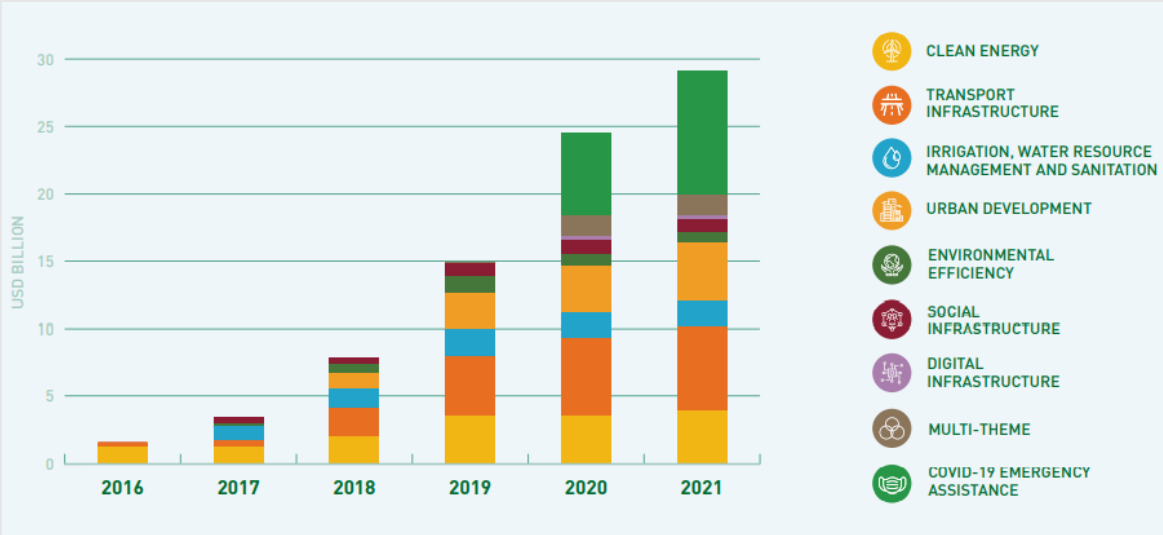
Development Indicators	Outcome Based On Projects In Portfolio As Of Dec 2021	SDG Alignment
Schools to be built or upgraded	58	 Quality education
Sewage treatment capacity to be increased	535,000 m ³ /day	 Clean water and sanitation
Drinking water supply capacity to be increased	209,000 m ³ /day	
Water tunnel/canal infrastructure to be built or upgraded	1,300 km	
Renewable and clean energy generation capacity to be installed	2,800 MW	 Affordable and clean energy
Roads to be built or upgraded	15,700 km	 Industry, innovation and infrastructure
Bridges to be built or upgraded	850	
Urban rail transit networks to be built	260 km	
Cities to benefit from NDB's urban development projects	42	 Sustainable cities and communities
CO ₂ emissions to be avoided	13 million tons/year	 Climate action

Note: Expected development results are presented for projects that NDB financed in collaboration with partners, irrespective of the share of the Bank's financial contribution. The numbers are rounded and are based on the information available at the time of approval
Source: NDB Annual Report 2021 is available at: https://www.ndb.int/annual-report-2021/pdf/NDB_AR_2021_complete.pdf

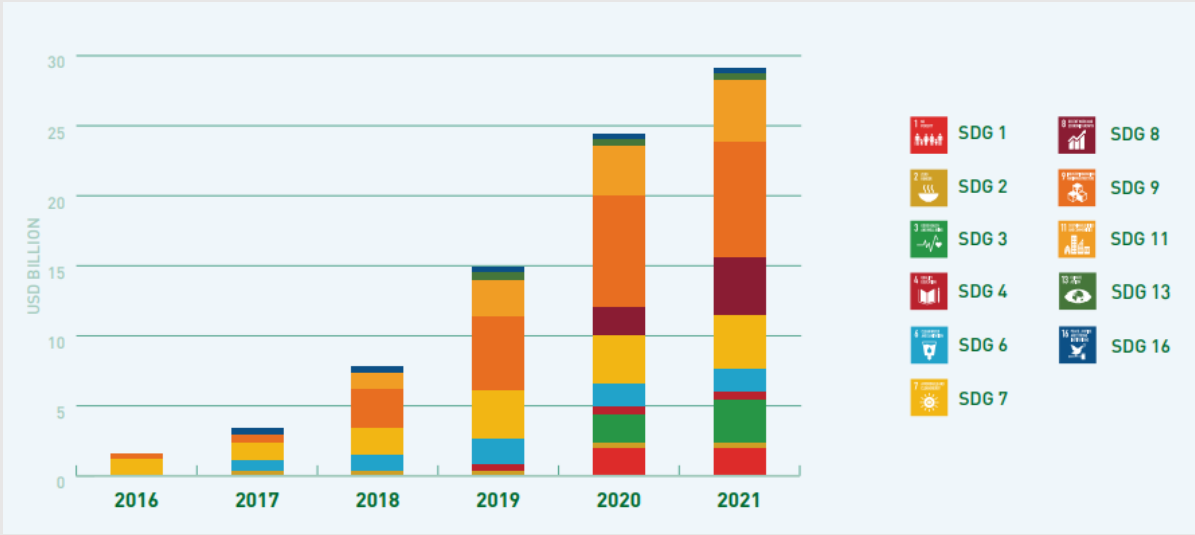
Alignment Of NDB's Operations With The SDGs

- NDB has developed and tested an evidence-based method to monitor and report the alignment of the Bank's financing with the SDGs
- At the end of 2021, NDB's project portfolio contributes to achieving 11 out of the 17 SDGs

Evolution Of Portfolio By Area Of Operation



Evolution of Portfolio by Primary SDG Alignment



Source: NDB Annual Report 2021 is available at: https://www.ndb.int/annual-report-2021/pdf/NDB_AR_2021_complete.pdf



7 ANNEXURE

Financial Summary

Statement of Profit or Loss (US\$ mn)		Jan 1, 2021–Dec 31, 2021	Jan 1, 2020–Dec 31, 2020	Jan 1, 2019–Dec 31, 2019	Jan 1, 2018–Dec 31, 2018
Net interest income		148.0	181.0	197.7	109.8
Net Fee income ¹		8.0	5.0	1.6	0.4
Net gains/(losses) on financial instruments at FVTPL		(46.0)	(191.0)	21.9	7.8
Staff costs and other operating expenses ²		(79.0)	(64.0)	(51.3)	(37.2)
Impairment losses ³		(2.0)	(38.0)	(2.1)	(3.8)
Foreign exchange gains / (losses)		60.0	208.0	(17.4)	(5.0)
Operating profit		89.0	101.0	150.5	72.0
Unwinding of interest on paid-in capital receivables		21.0	49.0	72.4	93.8
Total comprehensive income		104.0	151.0	222.9	165.9
Statement of Financial Position (US\$ mn)		As at Dec 31, 2021	As at Dec 31, 2020	As at Dec 31, 2019	As at Dec 31, 2018
Assets	Cash and cash equivalents	1,856.0	2,193.0	1,023.5	123.0
	Due from banks other than cash and cash equivalents	4,916.0	6,762.0	5,494.8	4,800.6
	Derivative financial assets	44.0	27.0	5.4	0.7
	Financial assets held under resale agreements	-	66.0	-	-
	Financial assets at FVTPL	211.0	400.0	-	-
	Debt instruments at FVTOCI	1,298.0	131.0	-	-
	Debt instruments measured at amortised cost	2,258.0	763.0	33.8	-
	Loans and advances	13,965.0	6,612.0	1,544.9	628.1
	Paid-in capital receivables	335.0	1,885.0	3,713.5	4,846.8
	Other assets ⁴	5.0	5.0	4.6	3.3
Total assets		24,888.0	18,844.0	11,820.6	10,402.4
Liabilities	Derivative financial liabilities	160.0	98.0	12.2	6.4
	Financial liabilities designated at FVTPL	10,140.0	5,556.0	882.8	443.8
	Borrowings	-	-	110.1	-
	Note payables	3,296.0	2,815.0	623.3	-
	Other liabilities ⁵	60.0	42.0	21.0	7.4
	Total liabilities	14,155.0	8,511.0	1,649.2	457.6
Equity	Paid-in capital	10,299.0	10,000.0	10,000.0	10,000.0
	Reserves	(14.0)	(26.0)	(86.5)	(162.4)
	Retained earnings	448.0	359.0	257.8	107.3
	Total equity	10,733.0	10,333.0	10,171.3	9,944.9
	Total equity and liabilities	24,888.0	18,844.0	11,820.6	10,402.4

Strong NII driven by capital contributions received from the members

In keeping to NDB's operating principles as a **lean organisation**, administrative expenses are expected to be kept low

Credit exposures arising from **investments due from banks** are rated at **senior investment grade**

Credit exposures arising from **financial assets at FVTPL** are rated **AAA**

Financial liabilities relate to NDB bonds

Note payables relate to NDB ECPs

Total capital contributions received and paid-in capital receivables due

Difference between the **present value and the nominal value** of outstanding paid-in capital

Source: NDB Audited IFRS Financial Statements: <https://www.ndb.int/data-and-documents/financial-statements/financial-statements-ndb/>

Note: Figures may not tally due to rounding differences

¹ Net fee income, including other operating income

² Staff costs and other operating expenses, including other income and other expense

³ Impairment losses under expected credit loss model, net of reversal

⁴ Other assets, including property and equipment, intangible assets and right-of-use assets

⁵ Other liabilities, including contract liabilities and lease liabilities

- Core Documents
<https://www.ndb.int/data-and-documents/ndb-core-documents/>
- Investor Marketing Materials
<https://www.ndb.int/investor-relations/for-investors/>
- Credit Ratings
<https://www.ndb.int/investor-relations/credit-ratings/>
- Financial Statements
<https://www.ndb.int/data-and-documents/financial-statements/financial-statements-ndb/>
- Annual Reports
<https://www.ndb.int/data-and-documents/annual-reports/>
- Environment and Social Framework
<https://www.ndb.int/wp-content/uploads/2017/02/ndb-environment-social-framework-20160330.pdf>
- Sustainable Financing Policy Framework
https://www.ndb.int/wp-content/uploads/2020/05/2020_FC22_AI13_018_b-NDB-Sustainable-Financing-Policy-Framework.pdf

CONTACT US

Treasury and Portfolio Management



funding@ndb.int



www.ndb.int



1600, Guozhan Road,
Pudong New District,
Shanghai, 2001206, China





Thank you
