

New
Development
Bank

Investor Presentation

April 2020



Empowering nations through innovation and sustainability





1

OVERVIEW OF NDB

Who We Are

- ▶ NDB is a multilateral development bank established by BRICS¹ countries to mobilise resources for infrastructure and sustainable development projects

- The membership is open to members of the United Nations
- ▶ Nations



HIGH CAPITALISATION

- High level of initial **authorised capital of US\$ 100bn** with initial **subscribed capital of US\$ 50bn** and **paid-in capital of US\$ 10bn**² places NDB amongst the largest MDBs globally
- **Equal shareholding and voting power** amongst the five founding members

CREDIT STRENGTHS

- **AA+/AA+/AAA/AAA** long-term international credit rating with **stable outlook** from **S&P/Fitch/JCR³/ACRA⁴**
- **Conservative risk management and financial policies**
- Sound governance structure, led by a **highly experienced management team**
- **One of the highest ratios of paid-in capital to subscribed capital (20%)** and one of the highest committed amongst all MDBs

FLEXIBILITY

- Support of public and private projects through **loans, guarantees, equity participation and other financial instruments**

IMPROVING EFFICIENCY

- NDB aims to structure, negotiate, review, and **approve loans within a period of 6 months** without compromising on risk management standards and credit quality

DRIVING INNOVATION

- **Support the development of financial markets in member states**, provide financing in both local and hard currencies and apply country systems

¹ Brazil, Russia, India, China and South Africa

² US\$ 6.9bn of paid-in Capital has been received as at April 1, 2020

³ Japan Credit Rating Agency

⁴ Analytical Credit Rating Agency

Organising Principles and Distinguishing Features

1

Key institution in BRICS cooperative framework

- Established by BRICS to invest in infrastructure and sustainable development projects and promote financial cooperation among BRICS
- Central role in BRICS cooperative framework evident in strong political and financial support

2

Core mandate is infrastructure and sustainable development

- NDB focuses on high quality, financially viable and environmentally friendly infrastructure projects

3

Lean operations, partnership with other development institutions

- Cooperation with global, regional and national development institutions is a core operating principle
- Enhances development impact of NDB operations and enables NDB to maintain a lean operating profile

4

Full member support for maintaining a very strong financial profile

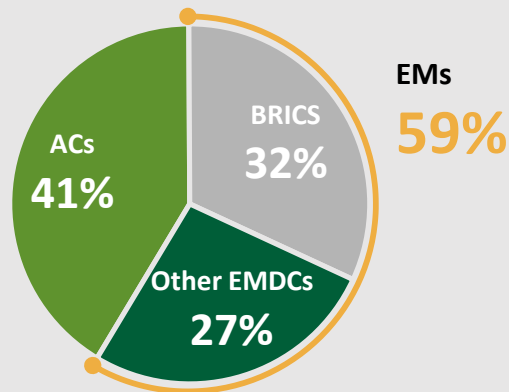
- Members fully committed to maintaining a very strong credit profile, equivalent to the strongest amongst NDB's peers
- Low leverage, rigorous project selection, conservative risk management policies and highly experienced management team are the key elements of NDB's business profile

Uniquely Positioned Multilateral Lender

BRICS as a key driver of the world economy faces a growing need for investment in infrastructure

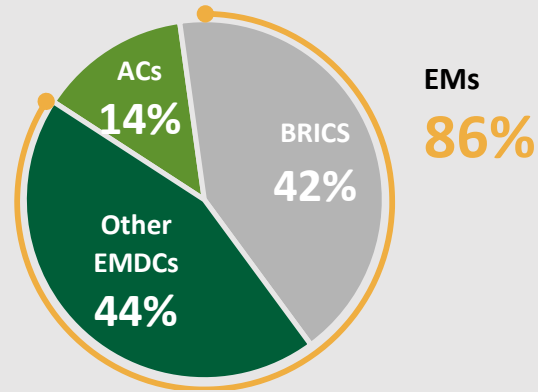
32%

OF TOTAL GLOBAL GDP
2018



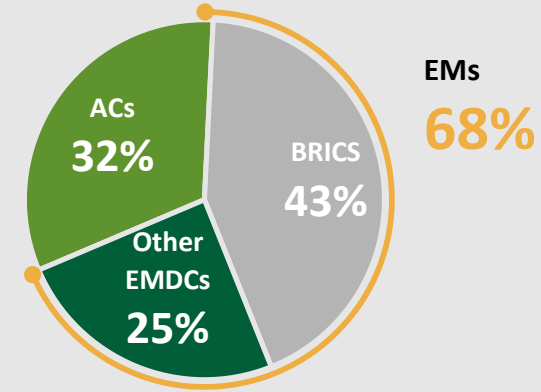
42%

OF TOTAL GLOBAL POPULATION
2018



43%

OF CONTRIBUTION TO GLOBAL GDP GROWTH
2018



Note: ACs stands for Advanced Countries and EMDCs stands for Emerging and Developing Countries according to the Country Classifications of IMF
The GDP shares are based on the purchasing-power-parity valuation of economies' GDP
Source: IMF WEO. Data may include IMF estimates

Key Milestones

- **AA+/AA+/AAA/AAA international credit rating with a stable outlook** received from S&P/Fitch/JCR/ACRA
- **AAA China domestic rating** received from two leading Chinese rating agencies, China Chengxin Credit Rating Co., Ltd. and China Lianhe Credit Rating Co., Ltd.

- **RMB Green Bond** issued in China in July 2016
- **RMB Bond Programme** registered in China in January 2019 and the 1st offering placed in February 2019
- **ZAR Bond Programme** registered in South Africa in April 2019
- **ECP Programme** established in April 2019 and the 1st offering placed in May 2019
- **RUB Bond Programme** registered in Russia in November 2019
- **EMTN Bond Programme** established in December 2019
- **US\$ 6.9bn of paid-in Capital** has been received*

- **Partnerships established** with key global and national institutions, including EBRD, EIB, AIIB, EDB, IIB, CAF, the World Bank Group, ADB, etc.



- **Agreement on the NDB** signed in Fortaleza in July 2014 and **entered into force in July 2015**
- **Headquarters Agreement** with China and the MoU with the Shanghai Municipal People's Government **signed in February 2016**
- **Key governance, operational and risk policies and procedures** established covering all functional areas

- **53 projects in all member countries** for a total approved lending amount of **US\$ 16.3bn****
- **Project Preparation Fund** contribution agreements signed with China, Russia and India

- **General Strategy** for 2017-2021 approved

- **African Regional Center** launched in Johannesburg, South Africa in August 2017
- **Terms, Conditions and Procedures for the Admission of New Member Countries** approved

* As at April 1, 2020. Paid-in capital of US\$10bn will arrive in 7 instalments, with the last payment due January 2022

** As at April 1, 2020

Benchmarking to Peer Group

Strong capitalisation and high liquidity metrics in line with other AAA rated MDBs

	NDB	AIIB	ADB	AfDB	EBRD	EIB	IADB	IBRD	IFC
Credit Rating ¹	AA+	AAA	AAA	AAA	AAA	AAA	AAA	AAA	AAA
Total Assets (US\$ billion)	\$10	\$20	\$192	\$34	\$62	\$556	\$129	\$283	\$99
Total Adjusted Assets (US\$ billion)	\$6	\$15	\$192	\$34	\$62	\$556	\$129	\$283	\$99
Purpose Related Assets (US\$ billion)	\$1	\$1	\$114	\$21	\$29	\$438	\$93	\$195	\$38
Liquidity (%) ²	89%	91%	16%	37%	47%	18%	25%	29%	56%
Leverage (x) ³	0.1x	N.A.	1.8x	3.3x	3.0x	6.0x	2.8x	5.5x	2.0x
Total Comprehensive Income (US\$ million)	\$166	\$300	\$904	\$3	\$157	\$2,683	\$763	(\$331)	\$(44)

Source: S&P Global Ratings “Supranationals Special Edition October 2019” based on Annual Audited Financial Statements of each institution as at 31 December 2018, except for IFC and IBRD, where Annual Audited Financial Statements as at 30 June 2019

1. S&P long-term issuer credit rating
 2. Liquidity = Liquid Assets / Adjusted Total Assets
 3. Leverage = Gross Debt / Adjusted Common Equity

Credit Strengths – International Credit Ratings 1/2

S&P Global Ratings

AA+

Stable Outlook

Long-Term Issuer Credit Rating

A-1+

Stable Outlook

Short-Term Issuer Credit Rating

Fitch Ratings

AA+

Stable Outlook

Long-Term Issuer Default Rating

F1+

Stable Outlook

Short-Term Issuer Default Rating

Rating Drivers

- Strong business profile and extremely strong financial profile
 - Extraordinary shareholder support
 - Sound and prudent risk management policies
 - Robust and solid capitalisation and ample liquidity
 - Senior Management has extensive experience in MDBs and is capable of delivering on NDB's mandate
-
- Excellent capitalisation endowed with subscribed paid-in capital
 - Low risk profile and strong risk management, reflecting the bank's self-imposed prudential rules
 - Very strong level of aggregated expertise and seniority of the bank's management team
 - Strong preferred creditor status
 - Strong shareholders' commitment to provide support to the bank

Japan Credit Rating Agency

AAA

Stable Outlook

Long-Term Issuer Credit Rating

Analytical Credit Rating Agency

AAA

Stable Outlook

Long-Term Issuer International Credit Rating

AAA(RU)

Stable Outlook

Long-Term Issuer National Credit Rating

Rating Drivers

- Strong support for the NDB's operations by its member countries
- Solid capital base
- Conservative risk management framework to ensure financial soundness
- Preferred creditor status

-
- Very strong intrinsic financial strengths
 - NDB's management quality, strategy, and operational transparency are strong
 - Strong capital adequacy
 - Strong risk profile
 - NDB's liquidity and funding position is strong
 - Systemic importance to the shareholder founding members

Credit Strengths – Domestic Credit Ratings in Member Countries

China Chengxin International Credit Rating

AAA

Stable Outlook

Local Currency Issuer Rating

China Lianhe Credit Rating

AAA

Stable Outlook

Long-Term Local Currency Issuer Rating

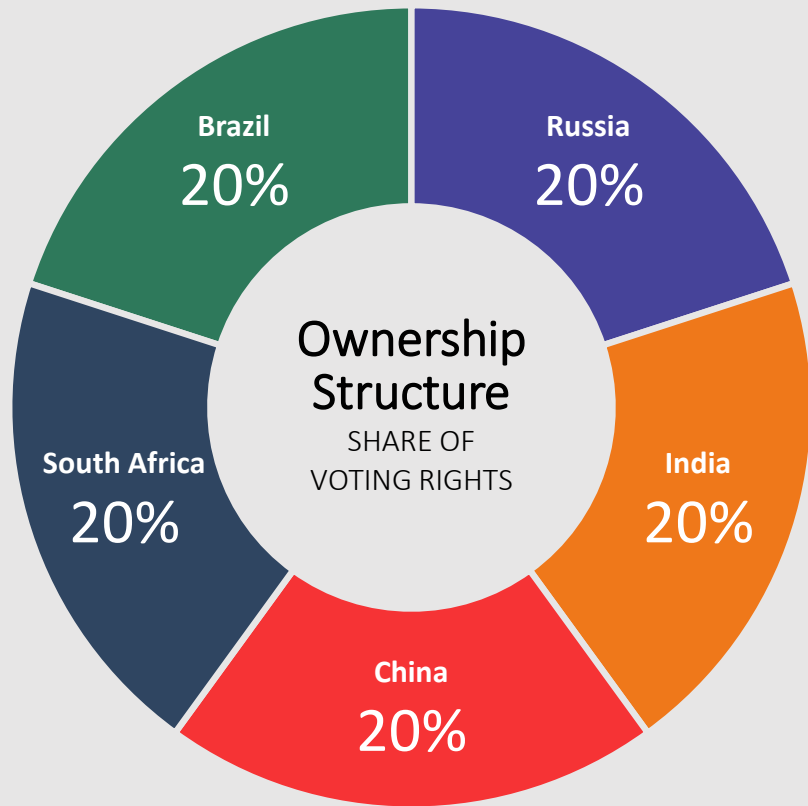
Rating Drivers

- Strong shareholder support and timely contribution of paid-in capital
- Sound management, governance standards, and prudent risk management framework
- Clear development strategy
- High quality of the loan portfolio and very low risk of default
- Significant amount of paid-in capital and strong ability of fund raising
- Rapid growth guaranteed by robust demand for financing of infrastructure and sustainable development projects in member countries



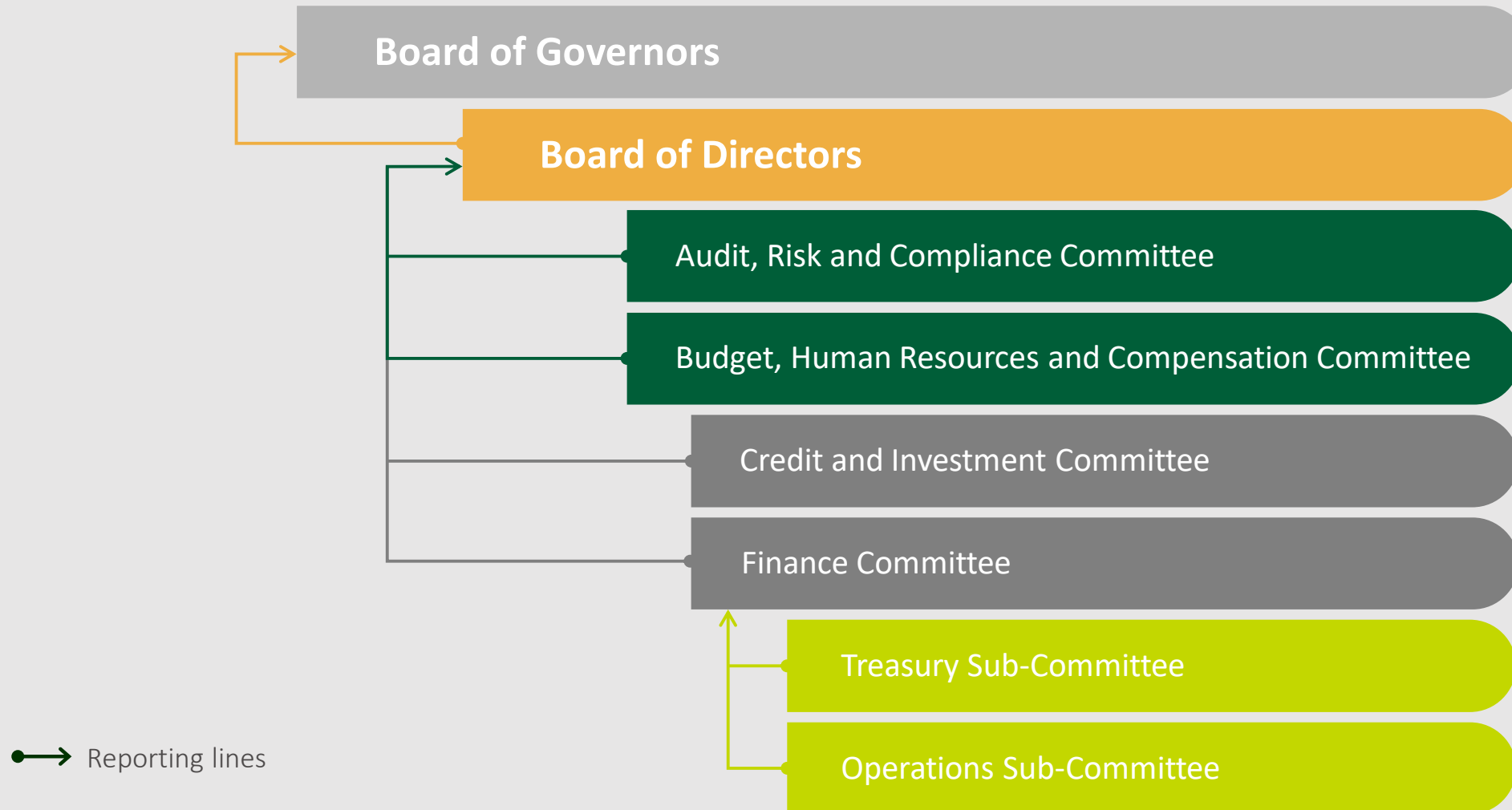
2 GOVERNANCE

Strong Shareholder Support and Long-Term Commitment



- One of the highest ratios of paid-in capital to subscribed capital (20%) and one of the highest committed amongst all MDBs
- High commitment of member countries to NDB represents their **vested interest** in the institution and a greater propensity to support NDB in times of distress
- Equal voting power amongst founding shareholders
- No member holds veto power
- Preferential treatment in member countries with extensive immunities, privileges and exemptions

Governance Structure



Highly Experienced Management Team



President & Board Member
Mr. K.V. Kamath

- Over 40 years of banking experience in Project Finance, Venture Capital and Credit
- Prior roles include Chairman of ICICI Bank and Infosys Limited, Board member, Schlumberger Ltd.
- 8+ years at Asian Development Bank's Private Sector Department
- Recipient of Padma Bhushan, one of India's highest civilian honors
- Internationally recognised business leader - CNBC's Asian Business Leader of the year (2001), Businessman of the Year (Forbes Asia, 2007), Business Leader of the Year (Economic Times, 2007)
- President of the Confederation of Indian Industry (2008-09) and Co-Chair of World Economic Forum Annual meeting in Davos



VP
Chief Financial Officer
Mr. Leslie
Maasdorp

- 25+ years of public and private sector experience
- Prior roles as Managing Director and President of Bank of America Merrill Lynch for Southern Africa, Vice Chairman of Barclays Capital and ABSA Capital
- Served as Special Advisor to the Minister of Labor of South Africa and as Deputy Director General in the Ministry of Public Enterprises
- Served as International Advisor to Goldman Sachs International



VP
Chief Operations Officer
Mr. Xian Zhu

- Extensive experience (16y+) at World Bank and Asian Development Bank
- Prior roles as Strategy and Operations Director at the World Bank for South Asia, responsible for South Asia Region's overall operations and portfolio management and Senior Advisor, Infrastructure Department, ADB
- Worked in various capacities in the Ministry of Finance of China
- Recipient of the Heinz Fellowship



VP
Chief Risk Officer
Mr. Sarquis J.
B. Sarquis

- 25+ years of public sector experience, including senior positions at Brazil's Ministry of External Relations
- Extensive experience in working with multilateral organisations, including OECD, IMF, World Bank, WTO and UN
- Holds PhD and MSc in Economics of London School of Economics
- Recipient of the Gilbert de Botton Award in Finance Research



VP
Chief Administrative Officer
Mr. Vladimir
Kazbekov

- Extensive experience in the public sector and in the field of development finance
- Served in several senior roles in the Russian Ministry of Foreign Affairs and Presidential Executive Office
- Worked in executive position for the Russian National Development Bank (Vnesheconombank) for 20 years and greatly contributed to the development of BRICS Interbank cooperation mechanism



3

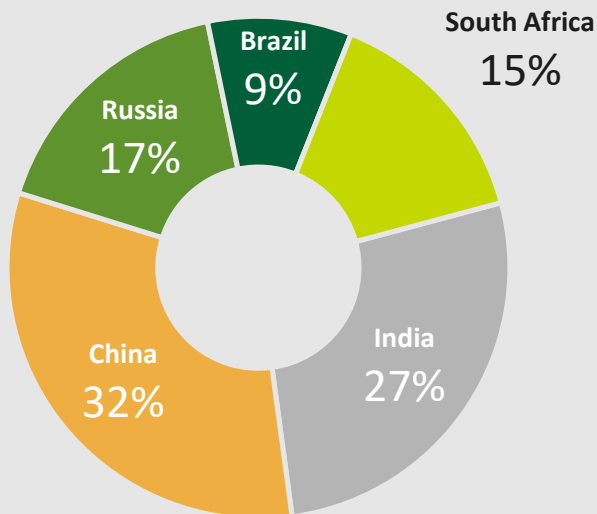
LENDING ACTIVITIES

Support for Infrastructure and Sustainable Development

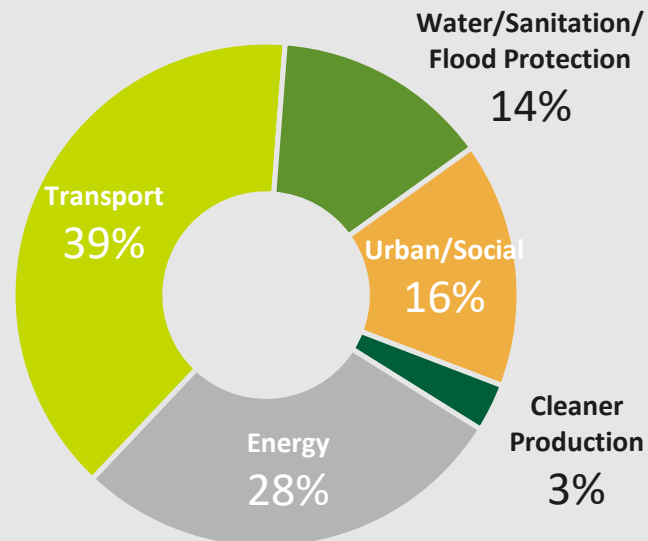
NDB Board of Directors approved 53 projects in all member countries for a total amount of US\$ 16.3bn*

Breakdown of loan approvals, as at April 1, 2020

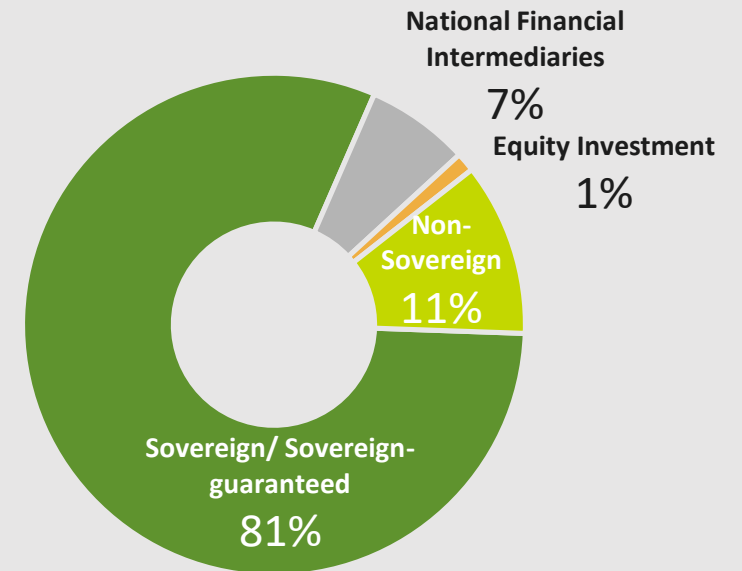
BY COUNTRY



BY SECTOR



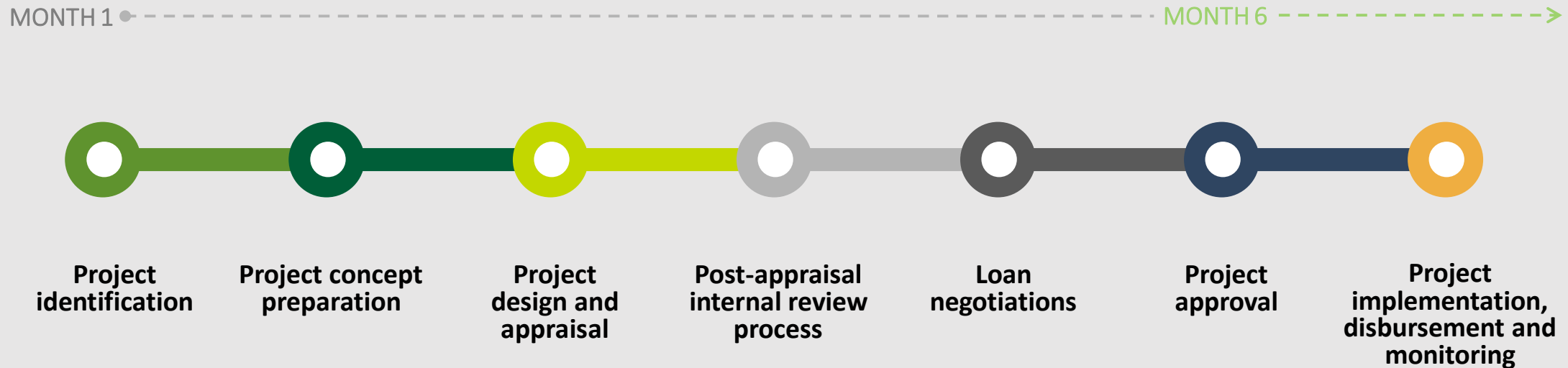
BY LOAN TYPE



Note: Loans are classified by total loan notional, in approximate US\$ terms
* As at April 1, 2020

Rigorous Project Appraisal

NDB aims to structure, negotiate, review and approve loans within a period of 6 months without compromising on its risk management standards and credit quality



- Environmental, social and developmental analysis
- Thorough screening and approval requirements
- Credit risk analysis and appraisal
- Screening/review from legal perspective
- Compliance, environmental, anti-money laundering and counter terrorism management checks



4

BORROWING ACTIVITIES

Funding Strategy



Diversification of funding portfolio in terms of currencies, tenors and types of interest rates



Access to the international capital markets



Domestic borrowing programmes in BRICS



Benchmark size transactions



Regular issuances



Focus on Green and Sustainability financing instruments

NDB in Capital Markets: Inaugural CNY 3bn Green Bond in China

Highlights of the Inaugural Green Bond Issuance

Issuer Rating	AAA (CCXI and China Lianhe)
Instrument	Senior Unsecured Green Financial Bond
Listing	China Interbank Bond Market
Pricing	July 13 th , 2016
Settlement	July 19 th , 2016
Tenor	5-year
Maturity	July 19 th , 2021
Amount	CNY 3bn (~US\$ 450mn) ¹
Coupon	3.07%
Joint Lead Underwriters	BOC, ICBC, CCB, CDB, HSBC, SCB

- First time an international financial institution issued a green financial bond in the China Interbank Bond Market
- Rated AAA by leading domestic rating agencies in China
- Final orderbook was more than 3x oversubscribed
- More than 30 investors participated in the bidding process
- The proceeds are used for “Green” infrastructure and sustainable development projects
- Independent certification agency (EY) provided assurance to confirm that the bond meets the criteria of ICMA Green Bond Principles and the Green Bond regulations in China² to be qualified as “Green”

1. At the exchange rate at the time of issuance

2. The Issuance of Green Financial Bonds in the National Inter-bank Bond Market (Letter [2015] No. 39) and the Green Financial Bond Endorsed Project Catalogue (2015) published by the People’s Bank of China

Selected Projects for the Use of Proceeds from the inaugural Green Bond



> Lingang Distributed Solar Power Project in Shanghai, China

- 100 MW solar rooftop PV and avoided 73,000t CO₂/year

> Putian Pinghai Bay Offshore Wind Power Project in Fujian, China

- 700 MW offshore wind power and avoided 869,900t CO₂/year




> Renewable Energy Projects and Associated Transmission in Brazil

- 600 MW renewable energy and avoided 1,000,000t CO₂/year

> Petrobras Environmental Protection Project in Brazil

- harmful emissions significantly reduced, water and soil contamination avoided



> Hydroelectric Power Project in Karelia, Russia

- 50 MW renewable energy and avoided 48,000t CO₂/year

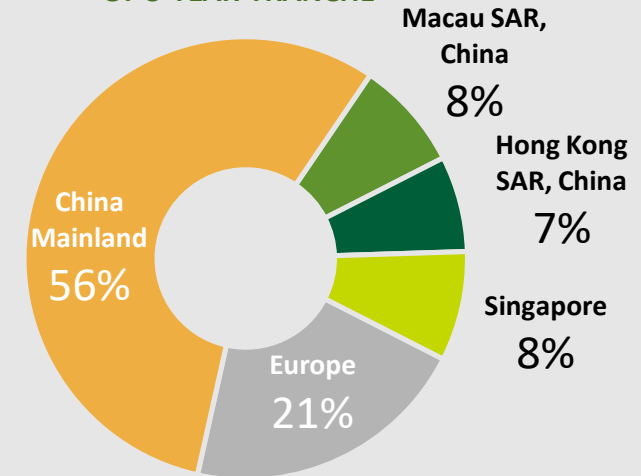
NDB in Capital Markets: CNY 10bn Bond Programme in China

- July 2016 – debut CNY 3bn Green Bond issued
- January 2019 – CNY 10bn bond Programme registered
- February 2019 – 3-year CNY 2bn and 5-year CNY 1bn bonds issued

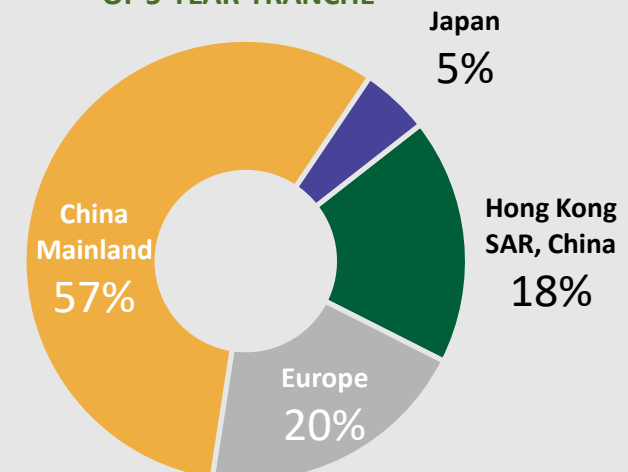
Issuer Rating	AA+ (S&P and Fitch) AAA (CCXI and China Lianhe)	
Instrument	Senior Unsecured	
Listing	China Interbank Bond Market	
Pricing	February 25 th , 2019	
Settlement	February 26 th , 2019	
Joint Lead Underwriters	ICBC, BOC, ABC, CCB	
Tenor	3-year	5-year
Maturity	February 26 th , 2022	February 26 th , 2024
Amount¹	CNY 2bn (~US\$ 300mn)	CNY 1bn (~US\$ 150mn)
Coupon	3.00%	3.32%

- First international financial institution to register and issue bond in the China Interbank Bond Market under the “Panda Bond” Rules² issued by the People’s Bank of China and China’s Ministry of Finance
- Final orderbook was more than 3x oversubscribed
- More than 20 investors from domestic state-owned, joint-venture and rural banks, fund companies, securities companies, foreign banks and sovereign funds participated in the bidding process

GEOGRAPHIC DISTRIBUTION OF 3-YEAR TRANCHE



GEOGRAPHIC DISTRIBUTION OF 5-YEAR TRANCHE



1. At the exchange rate at the time of issuance

2. Interim Measures for the Administration of Bond Issuance by Overseas Institutions in the National Interbank Bond Market under the People’s Bank of China and Ministry of Finance Announcement [2018] No. 16 issued on September 25, 2018

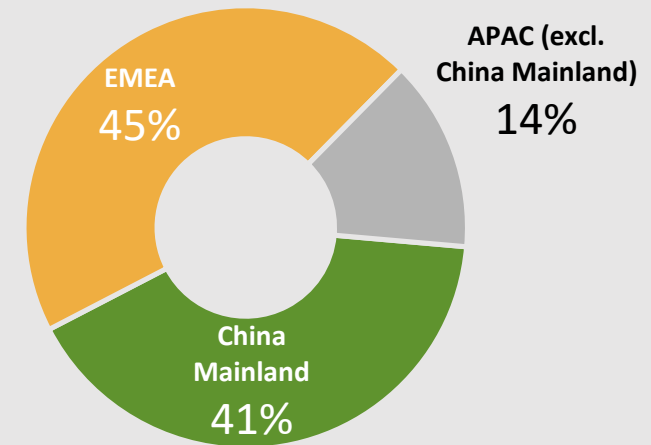
NDB in Capital Markets: CNY 5bn Coronavirus Combating Bond

Highlights of the NDB Coronavirus Combating Bond

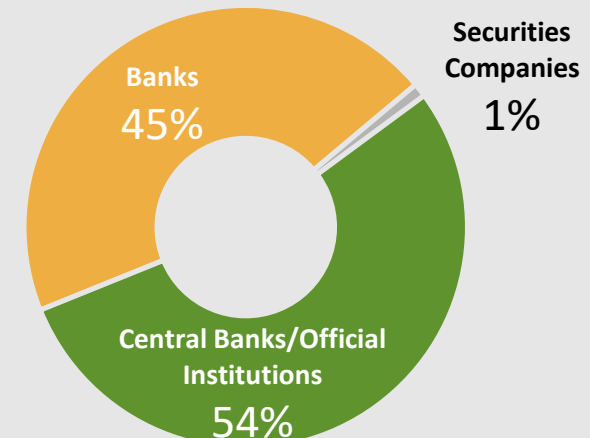
Issuer Rating	AA+ (S&P and Fitch) AAA (CCXI and China Lianhe)
Instrument	Senior Unsecured
Listing	China Interbank Bond Market
Pricing	April 1-2 nd , 2020
Settlement	April 3 rd , 2020
Joint Lead Underwriters	ICBC, BOC, ABC, CCB
Tenor	3-year
Maturity	April 3 rd , 2023
Amount¹	CNY 5bn (~US\$ 700mn)
Coupon	2.43%

- Largest ever “Panda Bond” issued by international financial institution (IFI) in the China Interbank Bond Market to date as well as the first Coronavirus Combating Bond issued by IFI in China
- Final orderbook was more than 3x oversubscribed and reached CNY 15bn
- More than 20 investors participated in the transaction, showing broad diversification by geography and type despite volatile market conditions
- The proceeds of the NDB Coronavirus Combating Bond will be fully used to fund the NDB CNY 7 billion Emergency Assistance Program Loan to the People’s Republic of China

GEOGRAPHIC DISTRIBUTION



INVESTOR TYPE DISTRIBUTION



1. At the exchange rate at the time of issuance

NDB in Capital Markets: ZAR 10bn Bond Programme in South Africa



- April 2019 – NDB registered its debut ZAR bond Programme in South Africa
- The Programme with unlimited validity is listed on Johannesburg Stock Exchange (JSE) and governed by the laws of South Africa
- Bonds issued under the Programme will constitute unsecured obligations of NDB, ranking equally with all of the Bank's other unsecured and unsubordinated obligations
- Standard Bank of South Africa acts as a lead-arranger for the Programme and Absa Bank is a co-arranger

Size¹	ZAR 10bn (~US\$ 700mn)
Validity of the Programme	Unlimited
Issuer Rating	AA+ (S&P and Fitch) AAA (JCR)
Instrument	Senior Unsecured
Listing	Johannesburg Stock Exchange (JSE)
Governing Law	Laws of South Africa
Lead-Arranger	Standard Bank of South Africa
Co-Arranger	Absa Bank
Dealers	Absa Bank, Nedbank, FirstRand Bank, Standard Bank of South Africa
JSE Debt Sponsor	Standard Bank of South Africa
Coupon	Fixed or Floating Rate

1. At the exchange rate at the time of registration

NDB in Capital Markets: RUB 100bn Bond Programme in Russia

- November 2019 – NDB registered its debut RUB bond Programme in Russia
- The Programme with unlimited validity is listed on Moscow Exchange (MOEX) and governed by the laws of Russia
- Bonds issued under the Programme will constitute unsecured obligations of NDB, ranking equally with all of the Bank's other unsecured and unsubordinated obligations
- Gazprombank and Rosbank act as a lead-managers for the Programme and debut issuance under the Programme
- January 2020 – ACRA has rated NDB at AAA and AAA(RU) on the international and national scales, respectively

Size¹	RUB 100bn (~US\$ 1.5bn)
Validity of the Programme	Unlimited
Tenor of the Bonds	Up to 20 years
Issuer Rating	AA+ (S&P and Fitch) AAA (JCR and ACRA) AAA(RU) (ACRA)
Instrument	Senior Unsecured
Listing	Moscow Exchange (MOEX)
Governing Law	Laws of Russia
Lead-Managers	Gazprombank, Rosbank
Coupon	Fixed or Floating Rate

1. At the exchange rate at the time of registration

International Capital Markets Presence: EMTN Programme

- December 2019 – NDB established its debut EMTN Programme
- The Programme with the maximum size of US\$ 50bn and unlimited validity is established under the Regulation S of the United States Securities Act of 1933, as amended
- The Programme is listed on the Euronext Dublin-Irish Stock Exchange (ISE) and governed by English law
- Notes issued under the EMTN Programme will constitute the direct, unconditional obligations of NDB ranking pari passu among themselves and at least pari passu with all other present and future obligations of the Bank
- The Programme is rated “AA+” by S&P Global Ratings and “AA+” by Fitch Ratings

Size¹	US\$ 50bn
Validity of the Programme	Unlimited
Tenor of the Bonds	No restriction
Issuer Rating	AA+ (S&P and Fitch) AAA (JCR)
Format	Regulation S of the United States Securities Act of 1933, as amended
Instrument	Senior Unsecured
Listing	Euronext Dublin-Irish Stock Exchange (ISE)
Governing Law	English law
Arranger	HSBC
Coupon	Fixed or Floating Rate

NDB in Money Market: USD 2bn ECP Programme

- April 2019 – NDB established its debut ECP Programme for liquidity management purposes
- The Programme with the maximum size of US\$ 2bn is established under the Regulation S of the United States Securities Act of 1933, as amended
- Commercial papers issued under the Programme will be governed by English law and will constitute direct, unsecured obligations of NDB, ranking equally with all of the Bank's other unsecured and unsubordinated obligations
- The Programme is rated “A-1+” by S&P Global Ratings and “F1+” by Fitch Ratings

Size	US\$ 2bn
CP Rating	A-1+ and F1+ (S&P and Fitch)
Format	Regulation S of the United States Securities Act of 1933, as amended
Governing Law	English law
Arranger	Citigroup
Dealers	Citigroup, Barclays, Goldman Sachs
Issue and Paying Agent	Citibank
Form of the Notes	Global Notes
Clearing	Euroclear and Clearstream



5 ENVIRONMENTAL AND SOCIAL COMMITMENT

Key Elements of NDB's Environmental and Social Responsibility

Sustainability is fundamental to the founding principles of NDB and overlays everything we do



Environmental and Social Framework

- Ensures environmental and social soundness and sustainability of operations and support the integration of environmental and social considerations into the operation decision-making process



Environmental and Social Policy

- Manages environmental and social risks and impacts in projects
- Manages operational and reputational risks of NDB and its stakeholders



Environmental and Social Exclusion List

- Mainstreams environmental and social considerations into decision-making processes of all parties



Environmental and Social Standards

- Encourages the international good environmental and social practices in its operations and in doing so strengthen the country systems



Environmental and Social Guideline

- Guides NDB operations and sets the requirements to the borrowers to implement projects in environmentally and socially sustainable manner

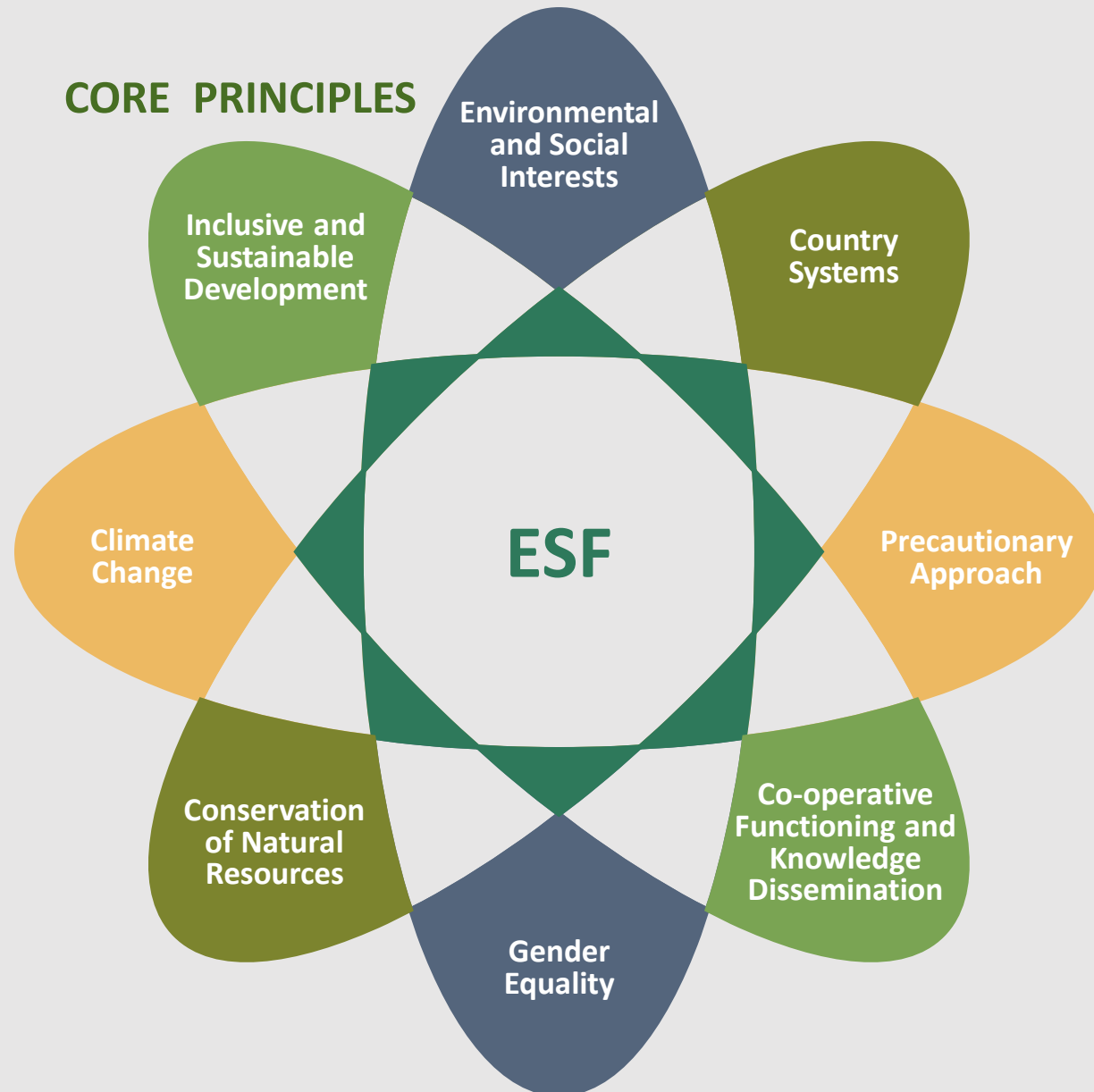
Environmental and Social Framework Underpins NDB's Operations

ENVIRONMENTAL AND SOCIAL POLICY REQUIREMENTS

- Screening and Categorization
- Environmental and Social Assessment and Management Plans
- Public Consultation
- Transparency and Information Disclosure
- Monitoring and Reporting
- Grievance Redressal Mechanisms

ENVIRONMENTAL AND SOCIAL STANDARDS

- Environmental and Social Assessment
- Involuntary Resettlement
- Indigenous Peoples





6

FINANCIAL SUMMARY

Key Financial Metrics

Statement of Comprehensive Income (US\$ million)	Jan 1, 2018 – Dec 31, 2018	Jan 1, 2017 – Dec 31, 2017	Jul 3, 2015 – Dec 31, 2016
Net interest income	109.8	49.8	22.3
Net Fee income ¹	0.4	0	-
Net gains/(losses) on financial instruments ²	7.8	1.3	2.5
Staff costs and other operating expenses ³	(37.2)	(26.0)	(18.0)
Impairment provisions	(3.8)	(0)	-
Foreign exchange gains / (losses)	(5.0)	5.8	(2.4)
Operating profit	72.0	30.9	4.4
Unwinding of interest on paid-in capital receivables	93.8	127.2	223.3
Total comprehensive income	165.9	158.0	227.7
Statement of Financial Position (US\$ million)	As at Dec 31, 2018	As at Dec 31, 2017	As at Dec 31, 2016
Assets			
Cash and cash equivalents	123.0	1,019.9	347.8
Due from banks other than cash and cash equivalents	4,800.6	3,212.4	2,284.9
Derivative financial assets	0.7	-	-
Loans and advances	628.1	23.9	-
Paid-in capital receivables	4,846.8	5,933.4	7,401.0
Other assets ⁴	3.3	34.6	20.0
Total assets	10,402.4	10,224.1	10,053.7
Liabilities			
Derivative financial liabilities	6.4	3.3	44.0
Financial liabilities ⁵	443.8	449.4	403.1
Other liabilities	7.4	2.8	1.2
Total liabilities	457.6	455.5	448.3
Equity			
Paid-in capital	10,000.0	10,000.0	10,000.0
Other reserves	(162.4)	(266.7)	(399.0)
Retained earnings	107.3	35.3	4.4
Total equity	9,944.9	9,768.6	9,605.4
Total equity and liabilities	10,402.4	10,224.1	10,053.7

In keeping to NDB's operating principles as a **lean organisation**, administrative expenses are expected to kept low

Credit exposure arising from **investments due from banks** are rated at senior investment grade

Financial liabilities relates to NDB's 5-year green bond

Total capital **contributions received and paid-in capital** receivables due

Difference between the present value and the nominal value of outstanding paid-in capital

Source: NDB Audited IFRS Financial Statements. Note: Figures may not tally due to rounding differences

1. Net fee income, including other operating income
2. Net gains/(losses) on financial instruments at fair value through profit or loss
3. Staff costs and other operating expenses, including other income
4. Other assets, including property and equipment and intangible assets
5. Financial liabilities designated at fair value through profit or loss

Key Financial Metrics: 9M 2019

Statement of Comprehensive Income (US\$ million)	Jan 1, 2019 – Sep 30, 2019	Jan 1, 2018 – Sep 30, 2018	Jan 1, 2018 – Dec 31, 2018
Net interest income	147.6	75.8	109.8
Net Fee income ¹	1.1	0.3	0.4
Net gains/(losses) on financial instruments ²	35.0	7.3	7.8
Staff costs and other operating expenses ³	(35.5)	(26.5)	(37.2)
Impairment provisions	(0.5)	(1.6)	(3.8)
Foreign exchange gains / (losses)	(31.7)	(4.8)	(5.0)
Operating profit	116.0	50.4	72.0
Unwinding of interest on paid-in capital receivables	54.5	71.6	93.8
Total comprehensive income	170.6	122.0	165.9
Statement of Financial Position (US\$ million)	As at Sep 30, 2019	As at Sep 30, 2018	As at Dec 31, 2018
Assets			
Cash and cash equivalents	279.7	227.3	123.0
Due from banks other than cash and cash equivalents	6,012.5	4,251.0	4,800.6
Derivative financial assets	4.7	-	0.7
Debt instruments measured at amortised cost	7.2	-	-
Loans and advances	1,074.2	381.5	628.1
Paid-in capital receivables	4,295.5	5,414.8	4,846.8
Other assets ⁴	3.6	79.7	3.3
Total assets	11,677.4	10,354.3	10,402.4
Liabilities			
Derivative financial liabilities	19.6	18.2	6.4
Financial liabilities ⁵	855.1	429.2	443.8
Note payables	668.8	-	-
Other liabilities ⁶	15.1	6.4	7.4
Total liabilities	1,558.6	453.8	457.6
Equity			
Paid-in capital	10,000.0	10,000.0	10,000.0
Other reserves	(104.5)	(185.2)	(162.4)
Retained earnings	223.3	85.7	107.3
Total equity	10,118.8	9,900.5	9,944.9
Total equity and liabilities	11,677.4	10,354.3	10,402.4

Strong NII growth driven by capital contributions received from members

In keeping to NDB's operating principles as a lean organisation, administrative expenses are expected to be kept low

Credit exposure arising from investments due from banks are rated at senior investment grade

Financial liabilities relates to NDB's five-year green bond and new panda bond issued in Q1 2019

Note payables relates to NDB's ECPs issued in 2019

Total capital contributions received and paid-in capital receivables due

Difference between the present value and the nominal value of outstanding paid-in capital

Source: NDB Audited IFRS Financial Statements. Note: Figures may not tally due to rounding differences

1. Net fee income, including other operating income

2. Net gains/(losses) on financial instruments at fair value through profit or loss

3. Staff costs and other operating expenses, including other income

4. Other assets, including property and equipment, intangible assets and right-of-use assets

5. Financial liabilities designated at fair value through profit or loss

6. Other liabilities, including lease liabilities






7 ANNEXURE

Projects Approved in 2016

Country	Borrower	Type	Loan Amount	Purpose	Loan currency
 Brazil	BNDES, Brazil's national bank for economic and social development	Loan to NFI	US\$ 300mn	On-lending to support renewable energy and transmission projects. A diversified set of sub-projects in solar, wind, hydropower and other areas with additional capacity of 600 MW will be financed by BNDES on an on-lending basis	US\$
 Russia	Eurasian Development Bank and International Investment Bank	Loan to NFI	US\$ 100mn	Construction of small hydroelectric power plants in Karelia with total capacity of 49.8 MW	US\$
 India	Canara Bank	Sovereign-guaranteed financing	US\$ 250mn	On-lending to renewable energy projects in solar and wind energy, hydropower and other areas with a total capacity of 500 MW of clean energy	US\$
	The Republic of India	Sovereign financing	US\$ 350mn	Upgrade of approximately 1,500 km of major district roads in Madhya Pradesh	US\$
 China	The People's Republic of China	Sovereign financing	CNY 525mn (US\$ 81mn)	Financing of distributed solar power project in the Lingang Industrial Area. In this flagship development zone, rooftop solar power installations will have a total capacity of 100 MW	CNY
	The People's Republic of China	Sovereign financing	CNY 2bn (US\$ 298mn)	Financing of offshore wind power capacity to generate 873 million kWh of electricity in the Pinghai Bay in Putian, Fujian Province	CNY
 South Africa	Eskom Holdings	Sovereign-guaranteed financing	US\$ 180mn	Financing grid connection infrastructure for renewable energy projects	US\$





Projects Approved in 2017

Country	Borrower	Type	Loan Amount	Purpose	Loan currency
 Russia	The Russian Federation	Sovereign financing	US\$ 460mn	Development of infrastructure and implementation of information technology systems of the judicial system in Russia	US\$
	The Russian Federation	Sovereign financing	US\$ 68.8mn	Construction of a toll transport corridor connecting the Ufa city center to the M-5 federal highway	US\$
 India	The Republic of India	Sovereign financing	US\$ 470mn	On-lending to the Government of Madhya Pradesh for developing the rural drinking water supply scheme in the state of Madhya Pradesh	US\$
	The Republic of India	Sovereign financing	US\$ 345mn	On-lending to the Government of Rajasthan for rehabilitating the Indira Gandhi canal system	US\$
 China	The People's Republic of China	Sovereign financing	CNY 2bn (US\$ 300mn)	Enhancement of flood control, and improvement of water quality in Hunan province's Xiang River watershed	CNY
	The People's Republic of China	Sovereign financing	US\$ 200mn	Upgrade of traditional industries to achieve energy conservation, resources recycling and pollutants reduction through technology modernisation	US\$






Projects Approved in 2018 1/4

Country	Borrower	Type	Loan Amount	Purpose	Loan currency
 Brazil	The State of Pará	Sovereign-guaranteed financing	US\$ 50mn	Construction of urban roads and drainage, sanitation and telecommunication in small urban cities in 29 municipalities of the State of Pará	US\$
	The State of Maranhão	Sovereign-guaranteed financing	US\$ 71mn	Improvement and reconstruction of 143 km of the MA-006 Maranhão State highway	US\$
	Petroleo Brasileiro S.A (Petrobras)	Non-Sovereign financing	US\$ 200mn	Upgrading of the infrastructure of 2 existing refineries with the objective of reducing harmful emissions and preventing water and soil contamination	US\$
 Russia	The Russian Federation	Sovereign financing	US\$ 320mn	Modernisation and construction of integrated water supply and sanitation systems along the Volga river to combat water pollution	US\$
	The Russian Federation	Sovereign financing	US\$ 220mn	Development of tourism infrastructure with a focus on the preservation of cultural heritage and development of urban infrastructure of 9 historic cities of national significance	US\$






Projects Approved in 2018 2/4

Country	Borrower	Type	Loan Amount	Purpose	Loan currency
 India	The Republic of India	Sovereign financing	US\$ 350mn	Construction and upgrading of rural roads with a total length of 4,000 km, spread across 26 districts in the state of Bihar, and benefiting approximately 3,400 places of habitation	US\$
 China	The People's Republic of China	Sovereign financing	US\$ 300mn	Development of sustainable infrastructure in 7 small cities in Chongqing Municipality, to improve the living conditions of local residents	US\$
 South Africa	Transnet SOC Ltd. (Transnet)	Non-Sovereign financing	US\$ 200mn	Enhancement of the capacity of port in Durban, through rehabilitating of container terminal berths and upgrading of port infrastructure to provide additional slots for larger vessels	US\$





Projects Approved in 2018 3/4

Country	Borrower	Type	Loan Amount	Purpose	Loan currency
 Russia	SIBUR Holding, PJSC	Non-Sovereign financing	US\$ 300mn	Construction of environmentally sustainable infrastructure development including water treatment facilities, transport and logistics infrastructure	US\$
 India	The Republic of India	Sovereign financing	US\$ 175mn	Construction and upgrading of about 350 bridges in Madhya Pradesh State, to realise the full benefits of upgrading the State Highways and Major Districts Roads	US\$
	The Republic of India	Sovereign financing	US\$ 350mn	On-lending to the State Government of Madhya Pradesh for rehabilitating Major District Roads with a total length of about 2,000 km	US\$
 China	The People's Republic of China	Sovereign financing	US\$ 300mn	Construction of the first urban rail line in the city of Luoyang. The line will stretch for 22 km and have 18 stations	US\$
 South Africa	The Development Bank of Southern Africa (DBSA)	Loan to NFI	US\$ 300mn	Loan to a NFI for on-lending to sustainable development projects within the energy sector in South Africa that contribute to the reduction in CO ₂ emissions, improvement of energy sector mix and robustness, as well as to the increase of energy efficiency	US\$





Projects Approved in 2018 4/4

Country	Borrower	Type	Loan Amount	Purpose	Loan currency
 India	The Republic of India	Sovereign financing	US\$ 260mn	Construction of three metro lines in Mumbai with the total length aggregate about 58 km, to address the current transport challenges and to enhance the city's public transportation capacity	US\$
	The People's Republic of China	Sovereign financing	CNY 2bn (US\$ 288mn)	Construction of an offshore 300 MW wind farm to provide improve energy structure of Guangdong Province in Yangjiang's shallow water area with reduction of pollution emissions of 499,500 tons of CO ₂ emissions annually	CNY
 China	The People's Republic of China	Sovereign financing	CNY 4.2bn (US\$ 605mn)	Construction of the new airport in Hohhot city of Inner Mongolia Autonomous Region with a designed capacity of 28 million passengers and freight traffic of 320,000 tonnes each year	CNY
	The People's Republic of China	Sovereign financing	US\$ 400mn	On-lending to the People's Government of Jiangxi Province for development of the natural gas transmission system to promote sustainable economic development	US\$







Projects Approved in 2019 1/4




Country	Borrower	Type	Loan Amount	Purpose	Loan currency
 China	The People's Republic of China	Sovereign financing	CNY 825mn (US\$ 123mn)	Upgrading urban and rural water supply and sewage facilities and enhancing the economic efficiency of water resources and the effectiveness of water management system in Shengzhou, in Zhejiang Province in China	CNY
	The People's Republic of China	Sovereign financing	US\$ 300mn	Improvement of urban water systems, restoration of the ecological balance and enhancing flood protection in Chongzuo, in Guangxi Zhuang Autonomous Region	US\$
 South Africa	Trans-Caledon Tunnel Authority (TCTA)	Sovereign-guaranteed financing	ZAR 3.2bn (US\$ 222mn)	Lending to TCTA for the implementation of Phase II of Lesotho Highlands Water Project and financing the construction of water transfer infrastructure	ZAR
	Industrial Development Corporation (IDC)	Loan to NFI	ZAR 1.15bn (US\$ 80mn)	Lending to IDC for on-lending to renewable energy sub-projects contributing to the reduction in carbon dioxide emissions, improvement of energy sector mix, and increase of energy efficiency of the economy	ZAR
	Eskom Holdings	Sovereign-guaranteed financing	US\$ 480mn	Retrofitting flue-gas desulfurization equipment, to make Medupi TPP compliant with South Africa's environmental standards coming into force	US\$






Projects Approved in 2019 2/4

Country	Borrower	Type	Loan Amount	Purpose	Loan currency
 Russia	Eurasian Development Bank	Loan to NFI	US\$ 300mn	On-lending to facilitate investments in renewable energy generation plants that will contribute to Russia's power generation mix in line with the country's Energy Strategy 2030	US\$
 India	The Republic of India	Sovereign financing	US\$ 300mn	Construction of a major bridge across the Brahmaputra and approach roads, connecting the south bank to the north bank of the Guwahati metropolitan area, in the State of Assam, with the total length of approximately 8.3 km	US\$
	The Republic of India	Sovereign financing	US\$646mn	Lending to address the connectivity challenges through upgrading state highways and district roads of heavy traffic, and reconstructing bridges that are obsolete, in the State of Andhra Pradesh	US\$
 China	The People's Republic of China	Sovereign financing	CNY 2.1bn (US\$ 306mn)	Developing a green bus system and improving public transport services in Yinchuan Municipality, in Ningxia Hui Autonomous Region in China through replacing all existing natural gas-fueled buses with electric buses	CNY
	The People's Republic of China	Sovereign financing	CNY 2.5bn (US\$ 364mn)	Lending to reduce the logistics gap, meet the growing demand of logistics infrastructure, and support the robust economic growth, through building roads, railways, and airport in Lanzhou New Area, in Gansu Province in China	CNY
 South Africa	South African National Roads Agency SOC Ltd. (SANRAL)	Sovereign-guaranteed financing	ZAR 7.0bn (US\$ 469bn)	Lending to improve key national road segments with the objective to reduce transportation costs in South Africa	ZAR

Projects Approved in 2019 3/4

Country	Borrower	Type	Loan Amount	Purpose	Loan currency
 Brazil	The Federative Republic of Brazil	Sovereign financing	US\$ 500mn	On-lending to climate change mitigation and adaption sub-projects in the sectors of urban mobility, waste treatment, renewable energy, and energy efficiency	US\$
	Vale S.A.	Non-Sovereign financing	US\$ 300mn	Lending to upgrade of the transportation infrastructure capacity of Vale's Northern System in the states of Pará and Maranhão, encompassing the Carajás Railway and the Ponta da Madeira Port Terminal	US\$
 India	The Republic of India	Sovereign financing	US\$ 312mn	Construction and upgrade of drinking water supply infrastructure in 25 towns in the State of Manipur	US\$
	The Republic of India	Sovereign financing	US\$ 225mn	Construction of a metro line of 31 km in Indore, in the State of Madhya Pradesh	US\$
	REC Ltd.	Non-Sovereign financing	US\$ 300mn	REC Limited is a primary financing provider to India's power sector. Lending to finance construction of renewable energy power plants and associated evacuation transmission lines (sub-projects)	US\$
 China	The People's Republic of China	Sovereign financing	CNY 2.76bn (US\$ 392mn)	Construction of a modern tram network with a total length of about 28 km in Huangshi Municipality, in Hubei Province	CNY

Projects Approved in 2019 4/4

Country	Borrower	Type	Loan Amount	Purpose	Loan currency
 Brazil	Equity Investment in Patria Infrastructure Fund IV, L.P.	Equity Investment	US\$ 100mn	Support investments in Brazil's key infrastructure sectors in line with the targets set by the Brazilian government, to achieve sustainable economic growth	US\$
 Russia	The Russian Federation	Sovereign financing	EUR 451mn (US\$ 500mn)	Support supply of highly skilled engineering workforce to the labor market through providing necessary educational infrastructure to Russian higher education institutions	EUR
	Joint Stock Company Russian Railways	Non-Sovereign financing	CHF 500mn (US\$ 509)	Lending to support the Locomotive Fleet Renewal Program	CHF
 South Africa	Eskom Holdings	Sovereign-guaranteed financing	ZAR 6.0bn (US\$ 418mn)	Lending for setting up Battery Energy Storage System comprising 360 MW of distributed battery storage sites across four provinces of South Africa	ZAR



Projects Approved in 2020

Country	Borrower	Type	Loan Amount	Purpose	Loan currency
 India	National Investment and Infrastructure Fund (NIIF)	Equity Investment	US\$ 100mn	Supporting investment growth in India by catalyzing private sector investments in green infrastructure, mid-income/affordable housing, infrastructure services, social infrastructure, urban infrastructure	US\$
 China	The People's Republic of China	Sovereign financing	CNY 7.0bn (US\$ 986mn)	NDB Emergency Assistance Program in Combating COVID-19. The Program will finance the public health expenditures on curbing the outbreak in Hubei, Guangdong, and Henan Provinces	CNY



“

Sustainability remains the bedrock of our mission and the work we do. To my mind, sustainability is not rigid or immutable, rather, it is fluid and adaptive.

”

K.V. Kamath
NDB PRESIDENT



NOT FOR RE-PUBLICATION OR RE-DISTRIBUTION

This document has been prepared by the New Development Bank (the “Bank”) solely for information purposes. By accepting this document, you agree to maintain absolute confidentiality regarding the information disclosed in this document and also agree to be bound by the limitations set out below. This document may not be taken away, reproduced, redistributed or passed on, directly or indirectly, in whole or in part, to any other person (whether within or outside your organisation / firm) without the prior written consent the Bank.

This document is for information purposes only and is not a prospectus, disclosure document or other offering document under any law, nor does it constitute or form part of and should not be construed as, directly or indirectly, an offer to sell or issue or the solicitation of an offer to purchase or subscribe any securities or any guarantee of securities of the Bank in any jurisdiction or an inducement to enter into investment activity.

The information contained in this document has not been independently verified. No representation or warranty, express or implied, is made as to, and no reliance should be placed on, the fairness, reliability, accuracy, completeness or correctness of such information or opinions contained herein. The presentation should not be regarded by recipients as a substitute for the exercise of their own judgment. The information contained in this document should be considered in the context of the circumstances prevailing at the time and has not been, and will not be, updated to reflect material developments which may occur after the date of the presentation. The bank is under no obligation to keep current the information contained in this document and any opinions expressed in it are subject to change without notice. None of the Bank and its respective directors, advisers nor any of their respective affiliates, advisers or representatives accept any liability whatsoever (whether in contract, tort, strict liability or otherwise) for any direct, indirect, incidental, consequential, punitive or special damages howsoever arising from any use of this document or its contents or otherwise arising in connection with this document.

Certain statements in this document may constitute "forward-looking statements". These statements reflect the Bank’s beliefs and expectations about the future and are subject to risks and uncertainties. These forward-looking statements are based on a number of assumptions about the Bank’s operations and factors beyond the Bank’s control, and accordingly, actual results may differ materially from these forward-looking statements. You are cautioned not to unduly rely on such forward-looking statements. The Bank does not undertake to revise forward-looking statements to reflect future events or circumstances.

By attending this presentation you acknowledge that you will be solely responsible for your own assessment of the market and the market position of the Bank and that you will conduct your own analysis and be solely responsible for forming your own view of the potential future performance of the business of the Bank. The information in this presentation does not constitute financial advice (nor investment, tax, accounting or legal advice) and does not take into account an investor’s individual investment objectives, including the merits and risks involved in an investment in the Bank or its securities, or an investor’s financial situation, tax position or particular needs. No recommendation is made as to how investors should exercise any investment decision. Any decision to purchase securities in the context of a proposed offering of securities, if any, should be made solely on the basis of information contained in an offering circular or prospectus prepared in relation to such offering.

By participating in this presentation or reading the presentation slides, you agree to be bound by the foregoing limitations.

All rights reserved.

CONTACT US

Investor Relations



ir@ndb.int



www.ndb.int



New Development Bank
32 – 36 Floors, BRICS Tower,
333 Lujiazui Ring Road,
Pudong New Area, Shanghai,
200120, China



Thank you
