


Highlights of expected development results of selected projects financed by NDB¹²

From projects approved within the year ended December 31, 2019¹³

970 MW



Renewable and clean energy generation capacity to be installed

2.4 million tons/year




CO₂ emissions to be avoided

3,500 km



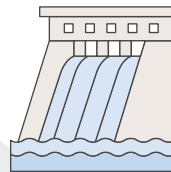
Roads to be built or upgraded

470



Bridges to be built or upgraded

2,300 million m³



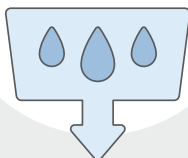
Water storage capacity to be created

159,000 m³/day



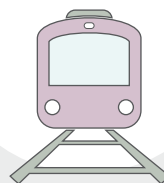
Drinking water supply capacity to be increased

3.4 million



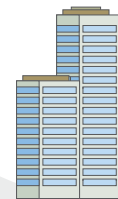
People to benefit from improved access to water and sanitation services

60 km



Metro and tram networks to be built

5



Cities to benefit from NDB's urban development projects

¹² Expected development results are presented for selected projects that NDB financed in collaboration with partners, irrespective of the share of the Bank's financial contribution. The numbers are rounded, and are based on the information available at the time of approval.

¹³ See page 51 for additional information on expected development results from projects supported by NDB.